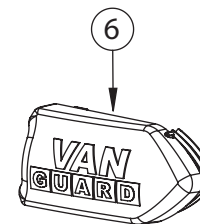
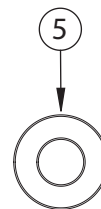
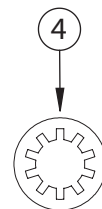
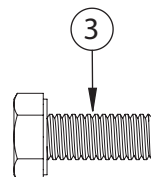
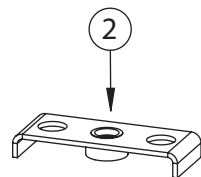
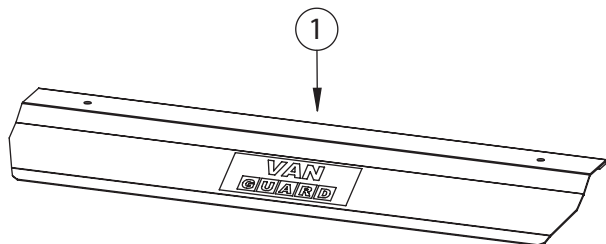


# VGWD

## Wind deflector

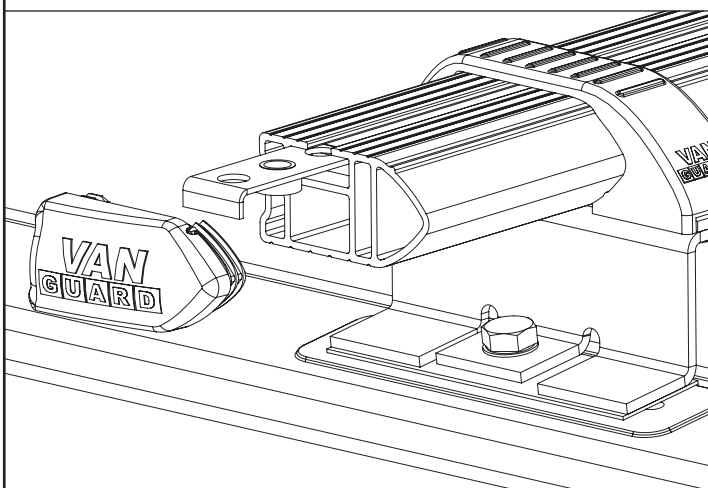
### SUPPLIED COMPONENTS



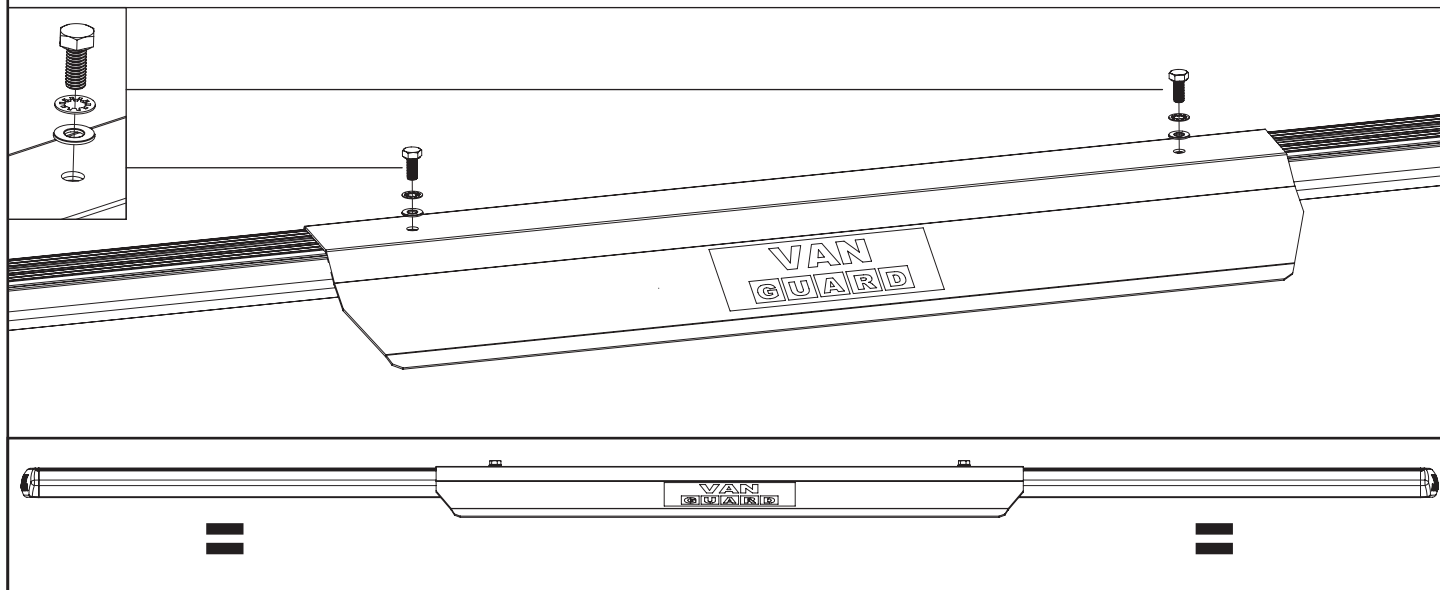
#	DESCRIPTION	QTY
1	WIND DEFLECTOR	1
2	RAIL PLATE	2
3	M6x14 HEX BOLT	2
4	M6 SHAKEPROOF	2
5	M6 WASHER	2
6	ROOF BAR END BUNG	1

**1** Remove and discard one end bung from the front roof bar. **Please note, the roof bungs are handed.**

Slide the rail plates (x2) into the roof bars t-track. After fitting the rail plates fit the newly supplied end bung.



**2** Position the wind deflector centrally onto the top of the roof bar. Once in position secure the wind deflector by bolting down into the 2 rail plates using M6x14 hex bolts, M6 shakeproofs & M6 washers. **Tighten to 8Nm.**



TOOLS REQUIRED: 10mm SPANNER / RATCHET

This FITTING INSTRUCTION is the property of VAN GUARD ACCESSORIES LTD. and must not be used for manufacturing purposes, copied nor communicated in any way to third parties without written permission from VAN GUARD ACCESSORIES LTD.  
VGWD - IW - 03/05/13

Van Guard Accessories Ltd  
Fair Oak Close, Exeter Airport Business Park,  
Exeter, Devon, EX5 2UL  
www.van-guard.co.uk