

Product name: **Thule Roof Rack for H2 Ducato > 2007**

Picture:




USP's:

- Easy installation without drilling, new glue + Smart Clamp system
- Flexible position of load bars to avoid obstacles on the roof and for optimal fitting of accessories
- Compatible with wide range of roof mounted Thule accessories
- Compatible with Thule awnings, retrofit installation possible
- Optional Thule Van Ladder provides easy access to roof rack and roof mounted accessories

General Specs:

- Compatible with Fiat Ducato, Peugeot Boxer and Citroen Jumper vans as from 2007
- Maximum load of 75kg per set of 2 load bars
- Maximum total load: 150kg for H2L2, 200kg for H2L3 and H2L4
- Load bars available in 2 different heights, 1 length 1m50
 - RV Roof rack set High: approx. 13cm above roof center
 - RV Roof rack set Low: approx. 10cm above roof center
- The Load bars are key locked to prevent theft











General info:

This Roof Rack system is compatible with Fiat Ducato, Peugeot Boxer and Citroen Jumper vans as from 2007, size H2L2, H2L3 or H2L4.

Depending on the vehicle size and the user needs there are various options to fit a Thule Roof Rack for Ducato H2.

Vehicle size

- **H2L2:** The Height of the van is 2,5m ; The Length of the van is 5,4m
- **H2L3:** The Height of the van is 2,5m ; The Length of the van is 6,0m
- **H2L4:** The Height of the van is 2,5m ; The Length of the van is 6,4m

	L1 5,0 m	L2 5,4 m	L3 6,0 m	L4 6,4 m
H1 2,25 m	 8 m ³	 10 m ³		
H2 2,5 m	 9 m ³	 11,5 m ³	 13 m ³	 15 m ³
H3 2,8 m			 15 m ³	 17 m ³


User need

- a. I would like a Roof Rack
- b. I would like an Awning and a Roof Rack
- c. I have an Awning and would like to expand with a roof rack
- d. I have a Roof rack and would like to expand with an Awning

Retrofit system: The customer can go for the all in combination directly OR start with a Thule Roof Rack and later expand with a Thule Roof mounted awning OR start with a Thule Roof mounted awning and later expand with a Thule Roof rack. Even for older Thule Awning installations we have a solution to fit the new Thule Roof Rack system.



Flexible position: The Load bars are mounted on 2 Base rails which are glued and secured with Smart Clamps on the roof of the vehicle. The position of the Load bars can easily be adjusted along the length of the Base rails to avoid obstacles on the roof and/or to find the optimal position for the roof mounted accessories.

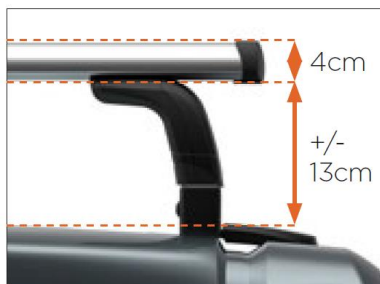


2 Heights available: 2 or more Load bars can be mounted on the Base rails. The Load bars are available per set of 2 bars in 2 different heights. The best choice depends on the type and amount of accessories that are installed on the roof rack as well as the presence of certain obstacles on the roof, if any (e.g. roof lights, solar panels,...). The RV Roof rack set Low is not compatible with the Thule Hullavator Pro 898 Kayak carrier. The length of the load bars is 1m50.



RV Roof Rack set High: approx. 13cm above roof center

RV Roof Rack set Low: approx. 10cm above roof center



Load Capacity: The maximum load capacity on the roof rack is 75kg per set of 2 load bars. The maximum total load on the roof of the vehicle depends on the vehicle size. The prescriptions as defined by the manufacturer of the specific vehicle should always be respected.


Ducato/Jumper/Boxer H2L2 (H:2,5m – L:5,4m) >>> max load on roof: 150kg

Ducato/Jumper/Boxer H2L3 (H:2,5m – L:6,0m) >>> max load on roof: 200kg

Ducato/Jumper/Boxer H2L4 (H:2,5m – L:6,4m) >>> max load on roof: 200kg

The weight of the Thule Roof rack system itself depends on the size and the number of load bars. The weight of the Roof rack mounting set is 10.8kg for L2, 12.0kg for L3 and 12.6kg for L4. The weight of 2 load bars High is 8.3kg, the weight of 2 load bars Low is 7.9kg.

Required space: For installation of the Thule Roof rack for H2 Ducato the roof should be clear of obstacles within 10cm from the anchor points as shown on below sketch!



Article numbers / Variants:

301640	Thule Roof rack mounting set – Ducato H2L2	EAN: 5415182045599
301641	Thule Roof rack mounting set – Ducato H2L3	EAN: 5415182045605
301642	Thule Roof rack mounting set – Ducato H2L4	EAN: 5415182045612
301643	Thule Roof rack mounting set for Awning pack 2017 – Ducato H2L2	EAN: 5415182045629
301644	Thule Roof rack mounting set for Awning pack 2017 – Ducato H2L3	EAN: 5415182045636
301645	Thule Roof rack mounting set for Awning pack 2017 – Ducato H2L4	EAN: 5415182045643
301646	Thule Roof rack transformation kit for Serie 6 Ducato adapter < 2017	EAN: 5415182045650
301647	Thule RV Roof rack set High – 2 load bars 1m50	EAN: 5415182045667
301648	Thule RV Roof rack set Low – 2 load bars 1m50	EAN: 5415182045674

Accessories:

301651	Thule 6200 Awning adapter for Roof rack – Ducato H2L2	EAN: 5415182045704
301652	Thule 6200 Awning adapter for Roof rack – Ducato H2L3 / H2L4	EAN: 5415182045711
301404	Thule Van Ladder 9 steps (Fixation kit & bag included)	EAN: 5415182044882
various	Cargo carriers (Roof boxes, Roof baskets)	
various	Watersport racks (Kayak racks, Surfboard racks, Canoe racks)	
various	Winter sport racks (Ski racks, Snowboard racks)	
check Thule.com for a complete overview of roof mounted accessories		

Thule Roof rack system for H2 Ducato > 2007 available as from: March 2017

Price: See price list 2017

Fit Guide:


Depending on the vehicle size and the user needs there are various options to fit a Thule Roof Rack for Ducato H2.

To install the Roof rack system first you need to fit a Roof rack mounting set, than you can mount the Roof rack load bars.



a. I would like a Roof Rack only

- Install the Roof rack mounting set (301640, 301641 or 301642 depending on the vehicle size)
- Choose the amount and type of load bars for the roof rack (high 301647 or low 301648)



b. I would like an Awning and a Roof Rack

- Install the Thule 6200 Awning with the new 2017 adapter (included with the awning pack or separately available)(see product sheet new awning adapter & awning packs for Ducato > 2007 for more info)
- Install the Roof rack mounting set for Awning pack 2017 (301643, 301644 or 301645 depending on the vehicle size)
- Choose the amount and type of load bars for the roof rack (high 301647 or low 301648)



c. I have a Thule roof mounted Awning and would like to expand with a roof rack

c.1: The awning is installed with the new 2017 adapter for Ducato > 2007 (single piece adapter)

- Install the Roof rack mounting set for Awning pack 2017 (301643, 301644 or 301645 depending on the vehicle size)
- Choose the amount and type of load bars for the roof rack (high 301647 or low 301648)



c.2: The awning is installed with the old adapter for Ducato > 2007 (two-piece adapter)

- Install the Roof rack mounting set for Awning pack 2017 in combination with the Thule roof rack transformation kit for Serie 6 Ducato adapter < 2017 (301643, 301644 or 301645 depending on the vehicle size + transformation kit 301646 !)
- Choose the amount and type of load bars for the roof rack (high 301647 or low 301648)



d. I have a Roof rack and would like to expand with an Awning

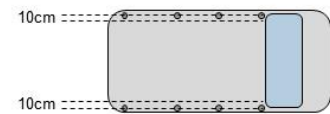
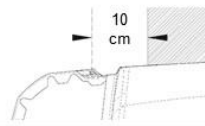
- Install the Thule Awning adapter for Roof rack (301651 or 301652 depending on the vehicle size)
- Choose your Thule 6200 roof awning from the price list



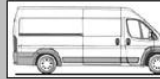


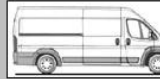


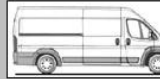


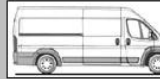


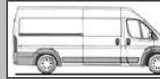


Sales Guide Thule Roof rack & Awning for H2 Ducato > 2007

Checklist:

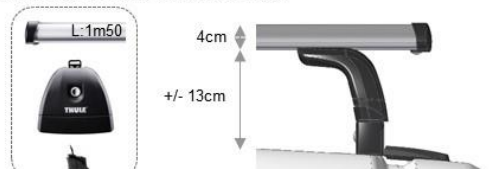
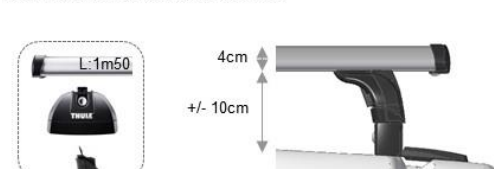
- o My Van is (based on) a H2 Fiat Ducato, Peugeot Boxer or Citroen Jumper
- o Model > June 2006
- o There are no obstacles on the roof within 10cm from the anchor points



The size of my van is >>>	H2L2 (Height: 2,5m) (Length: 5,4m)	H2L3 (Height: 2,5m) (Length: 6,0m)	H2L4 (Height: 2,5m) (Length: 6,4m)
a. I would like an Awning	 Awning pack color 1 301620 Awning pack color 2 301625 Awning pack color 3 301630 Other colors: awning 6200 3.25m + adapter 301649	 Awning pack color 1 301621 Awning pack color 2 301626 Awning pack color 3 301631 Other colors: awning 6200 3.75m + adapter 301650	 Awning pack color 1 301622 Awning pack color 2 301627 Awning pack color 3 301632 Other colors: awning 6200 4.00m + adapter 301650
b. I would like a Roof Rack	 Roof Rack with load bar set High 301640 + 301647 extra load bars High (per 2) 301647 Roof Rack with load bar set Low 301640 + 301648 extra load bars Low (per 2) 301648	 Roof Rack with load bar set High 301641 + 301647 extra load bars High (per 2) 301647 Roof Rack with load bar set Low 301641 + 301648 extra load bars Low (per 2) 301648	 Roof Rack with load bar set High 301642 + 301647 extra load bars High (per 2) 301647 Roof Rack with load bar set Low 301642 + 301648 extra load bars Low (per 2) 301648
c. I would like an Awning and a Roof Rack	 Step 1: Choose your awning (see a.) Step 2: Order Roof Rack mounting set for combination with Awnings 301643 Step 3: Choose load bars High or Low (per 2) High 301647 Low 301648	 Step 1: Choose your awning (see a.) Step 2: Order Roof Rack mounting set for combination with Awnings 301644 Step 3: Choose load bars High or Low (per 2) High 301647 Low 301648	 Step 1: Choose your awning (see a.) Step 2: Order Roof Rack mounting set for combination with Awnings 301645 Step 3: Choose load bars High or Low (per 2) High 301647 Low 301648
d. I have an Awning ¹ and would like to expand with a roof rack	 Roof Rack for awning with load bar set High 301643 + 301647 ⁽²⁾ extra load bars High (per 2) 301647 Roof Rack for awning with load bar set Low 301643 + 301648 ⁽²⁾ extra load bars Low (per 2) 301648	 Roof Rack for awning with load bar set High 301644 + 301647 ⁽²⁾ extra load bars High (per 2) 301647 Roof Rack for awning with load bar set Low 301644 + 301648 ⁽²⁾ extra load bars Low (per 2) 301648	 Roof Rack for awning with load bar set High 301645 + 301647 ⁽²⁾ extra load bars High (per 2) 301647 Roof Rack for awning with load bar set Low 301645 + 301648 ⁽²⁾ extra load bars Low (per 2) 301648
e. I have a Roof rack and would like to expand with an Awning	 Awning 6200 3.25m + adapter 301651	 Awning 6200 3.75m + adapter 301652	 Awning 6200 4.00m + adapter 301652

(1) only compatible with Thule Roof Awnings (2) for awning adapters before 2017 (two-piece adapter) also order transformation kit 301646

Awning color 1: Awning cassette: Anodized Caps: Black Fabric: Mystic Grey 31 	Awning color 2: Awning cassette: Anodized Caps: Grey Fabric: Mystic Grey 31 	Awning color 3: Awning cassette: Anthracite Caps: Black Fabric: Mystic Grey 31 	Other Awning colors: Awning cassette: White Caps: White Fabrics: 03 – Blue Sky 04 – Alaska Grey 31 – Mystic Grey 32 – Sapphire blue 22 – Uni Grey 
---	--	---	--

Roof Rack with load bar set High  L: 1m50 4cm +/- 13cm	Roof Rack with load bar set Low  L: 1m50 4cm +/- 10cm	LOAD INFO ! Maximum load: 75kg per set of 2 load bars H2L2: Maximum total load 150kg H2L3: Maximum total load 200kg H2L4: Maximum total load 200kg
--	--	---