

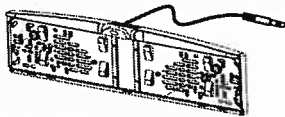
# License Plate Camera

MODEL : MXN20C

**MXN**<sup>®</sup>

Instruction Manual

## ◆ Contents



Camera x 1



Plate Cover x 1



10m Extension cable x 1



Melting glue type shrinking tube x 1



Tempered glass x 1



Instruction manual x 1

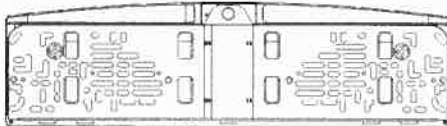
## ◆ Features

- 1/4" Sony Super HAD Color CCD
- Built-in Microphone
- 160 ° Wide viewing angle (Diagonal)
- Day & Night view
- Auto Iris
- Easy Installation
- Manual Tilt function
- Adjustable Normal / Mirror image
- Waterproof (IP68)
- Vibration resistant (10G)

## ◆ Technical Specifications

IMAGE SENSOR	1/4" Sony Super HAD Color CCD
EFFECTIVE PIXELS	PAL : 320,000 Pixels
RESOLUTION	380 TV Lines
SYNCHRONIZING SYSTEM	Internal
VIDEO OUTPUT	75 Ohms, 1.0Vp-p Composite
AUDIO INPUT	High Sensitive C-Microphone
S/N RATIO	More than 48dB
REQUIRED ILLUMINATION	0.1 Lux at F2.0
POWER SOURCE	DC 9 ~ 16V / Max. 150mA
OPERATING VOLTAGE RANGE	DC 12V (Powered by monitor)
FIELD OF VIEW / OPTION	Diagonal 160' f=2.08mm
OPERATING TEMPERATURE	-50°C ~ +60°C
DIMENSION	526(W) X 147(H) X 28(D) mm
WEIGHT	335g
CAMERA HOUSING	Alluminium Die-casting

### ▪ Front View



Adjustable Camera Angle

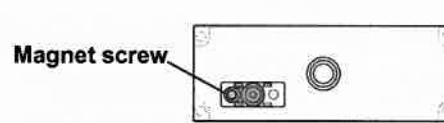
### ▪ Rear View



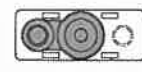
Adjustable Normal / Mirror image



Microphone



Magnet screw



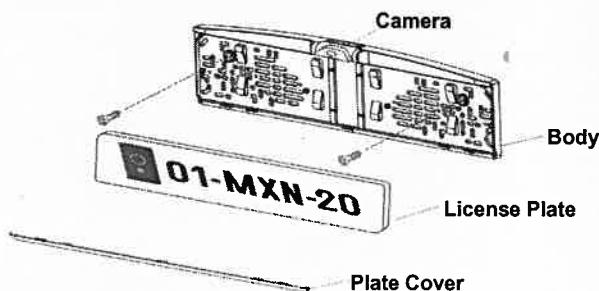
Normal Image



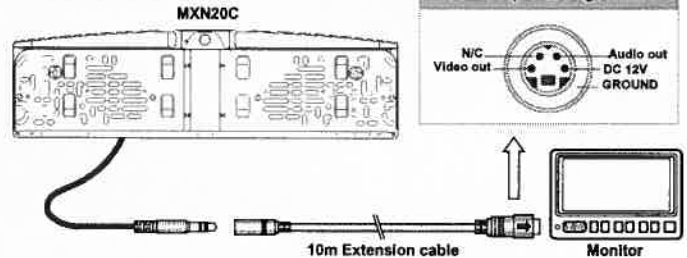
Mirror Image

## ◆ Installation

### ▪ Camera Assembly

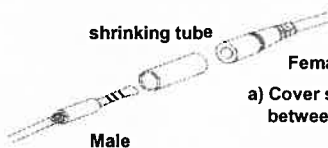


### ▪ Wiring to Monitor



### ▪ Securing cable connection

Use "melting glue type shrinking tube" to protect from penetrating water as below.



- Cover shrinking tube between plug and jack connectors.
- Evenly apply heat around shrinking tube.

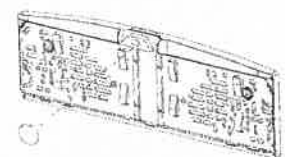
Note!  
The warranty will not be valid if the problem is related to moist / corrosion in the connector.

### ▪ How to use tempered glass

In case of front view purpose, please ensure to add "tempered glass" for protection of the lens as below.



- Remove the double tape from the glass.



- Attach the tempered glass securely to fit the lens.