

External Hull Strainers with Access Door (PATENTED) Installation, Operation, and Maintenance

The Concept: The problem with external strainers has always been that they were difficult to perform routine maintenance on. The strainer had to be removed from the hull in order to gain access to the thru-hull beneath the strainer to remove barnacles and other nuisance marine growth.

GROCO has introduced three models of hull strainers that have a unique patented access door that enables you to clean the plumbing beneath the strainer without removing it from the hull.

Installation: Install APHS, ASC and RSC with access door facing aft. Use stainless steel fasteners and marine grade caulk to secure the strainer to the hull.

Bonding: At least one of the screws used to fasten the hull strainer to the hull should be long enough to go through the hull and be used to connect the hull strainer to the vessel bonding system.

Maintenance: Disengage the split ring from the clevis pin, then remove the clevis pin from the access door. The door will be free to swing open.

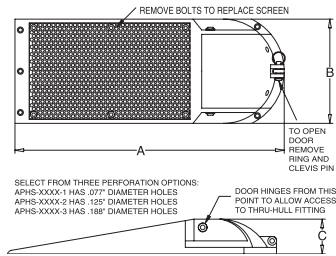
Scoop w/Mount Ring: A fourth model (SC series) does not have the access door, but instead includes a mount ring. The ring mounts permanently to the hull and has multiple threaded holes for fastening the scoop, which may then be removed as frequently as desired without damaging the hull.

Note: GROCO mount rings do not fit scoops manufactured by others.

Model	Thru-hull Size	Open Area	Ratio to 1/2" 0.1963	Ratio to 3/4" 0.4418	Ratio to 1" 0.7854	Ratio to 1-1/4" 1.2272	Ratio to 1-1/2" 1.7671	Ratio to 2" 3.1416	Ratio to 2-1/2" 4.9087	Ratio to 3" 7.0686	Ratio to 4" 12.5660	Ratio to 5" 19.6350	Ratio to 6" 28.2700
APHS-1250	Up to 1-1/4"	3.56	18.12	8.05	4.53	2.90							
APHS-2000	Up to 2"	10.06	51.23	22.76	12.80	8.19	5.69	3.20					
APHS-3000	Up to 3"	23.41	119.28	53.00	29.81	19.08	13.25	7.45	4.70	3.31			
APHS-6000	Up to 6"	56.70	288.84	128.34	367.77	46.20	32.09	18.05	11.55	8.02	4.51	2.89	2.01
ASC-1250	Up to 1-1/4"	5.20	26.49	11.77	6.62	4.24							
ASC-2000	Up to 2"	12.00	61.13	27.16	15.28	9.78	6.79	3.82					
ASC-3000	Up to 3"	25.35	129.14	57.38	32.28	20.66	14.35	8.07	5.16	3.59			
ASC-6000	Up to 6"	63.70	324.50	144.18	81.11	51.91	36.05	20.28	12.98	9.01	5.07	3.24	2.25
RSC-1000	Up to 1"	1.16	5.92	2.63	1.48								
RSC-2000	Up to 2"	2.95	15.05	6.69	3.76	2.41	1.67	0.94					
RSC-4000	Up to 4"	9.80	49.91	22.17	12.47	7.98	5.54	3.12	2.00	1.39	0.78		
SC-1000	Up to 1"	2.31	11.77	5.23	2.94								
SC-1500	Up to 1-1/2"	4.71	23.97	10.65	5.99	3.83	2.66						
SC-2500	Up to 2-1/2"	6.64	33.83	15.03	8.45	5.41	3.76	2.11	1.35				
SC-4000	Up to 4"	21.27	108.34	48.14	27.08	17.33	12.04	6.77	4.33	3.01	1.69		


APHS SERIES Perforated Strainer

APHS Series has perforated openings. .077" is standard .125" and .188" holes are available.



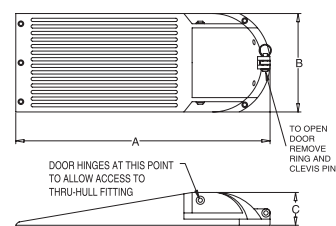
MODEL	MAXT-HULL	A	B	C	SCREWS	PKG
APHS-1250	1-1/4"	7.00	3.38	1.50	4 #10	4
APHS-2000	2"	10.25	4.38	1.63	5 #10	4
APHS-3000	3"	15.38	6.00	2.00	5 #10	2
APHS-6000	4"	20.25	11.00	4.00	9 #12	2

- APHS-6000 will accommodate up to 6" hull opening if a thru-hull fitting is not used.
- When ordering use suffix "-1" for .077 holes, "-2" for .125" holes and "-3" for .188" holes.




ASC SERIES Slotted Strainer

ASC Series has .200" wide slotted openings.



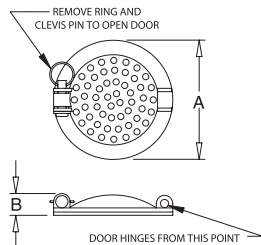
MODEL	MAXT-HULL	A	B	C	SCREWS	PKG
ASC-1250	1-1/4"	7.00	3.38	1.50	4 #10	4
ASC-2000	2"	10.25	4.38	1.63	5 #10	4
ASC-3000	3"	15.38	6.00	2.00	5 #10	2
ASC-6000	4"	20.25	11.00	4.00	9 #12	2

- ASC series has 2/10" wide slots.



RSC SERIES Round Strainer

RSC Series has .188" wide slotted openings

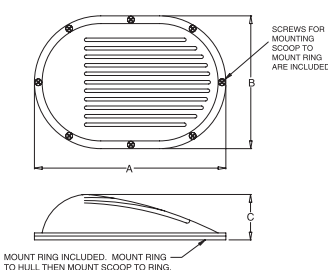


MODEL	MAXT-HULL	A	B	SCREWS	PKG
RSC-1000	1"	3.63	.56	4 #10	4
RSC-2000	2"	5.20	.83	4 #10	4
RSC-4000	4"	9.00	1.3	4 #10	2



SC SERIES Slotted Strainer with Mount Ring

SC Series scoop includes a mount ring.



MODEL	MAXT-HULL	A	B	C	SCREWS	PKG
SC-1000	1"	5.25	3.62	1.12	6 #10	2
SC-1500	1-1/2"	6.812	4.70	1.35	6 #10	2
SC-2500	2-1/2"	8.50	6.00	1.80	6 #10	2
SC-4000	4"	12.50	8.62	6.50	8 #10	2

- SC series scoops strainers are available without the mount ring. Specify suffix "-L" when ordering.



Mount the ring permanently. Fasten the strainer to the ring and remove as often as needed. Scoop-to-Ring fasteners are included.