THULE® SWEDEN

	Max.
CHRYSLER Grand Voyager, 5-dr MPV, 91-95	4
CHRYSLER Voyager, 5-dr MPV, 88-95	4
FORD Escort, 5-dr Estate, 91-99	3
HYUNDAI Elantra, 5-dr Estate, 96-99	3
MITSUBISHI Space Wagon, 5-dr MPV, 84-98	4
TOYOTA Camry, 5-dr Estate, 92-96	3
VOLKSWAGEN Golf IV, 3/5-dr Hatchback, 98-03	3

GB Fitting instructions
D Montageanleitung
F Instructions de montage
NL Montage-instructies
I Istruzioni per il montaggio
E Instrucciones de montaje
PT Instruções de Montagem
S Monteringsanvisning
FIN Asennusohje
EST Paigaldusjuhend
LAT Stiprināšanas instrukcija
LIT Pritvirtinimo instrukcijos
PL Instrukcja montażu
RU Инструкции по установке
CZ Návod na montáž
SK Návod na montáž
SLO Navodila za pritrjevanje
HR Uputa za sastavljanje
HU A felszerelés módja
GR Οδηγίες συναρμολόγησης
TR Montaj talimatlarl
中文 安装说明
日本語 取扱(取付)説明書
한국어 장착 지침
ไทย คำแนะนำการติดตั้ง

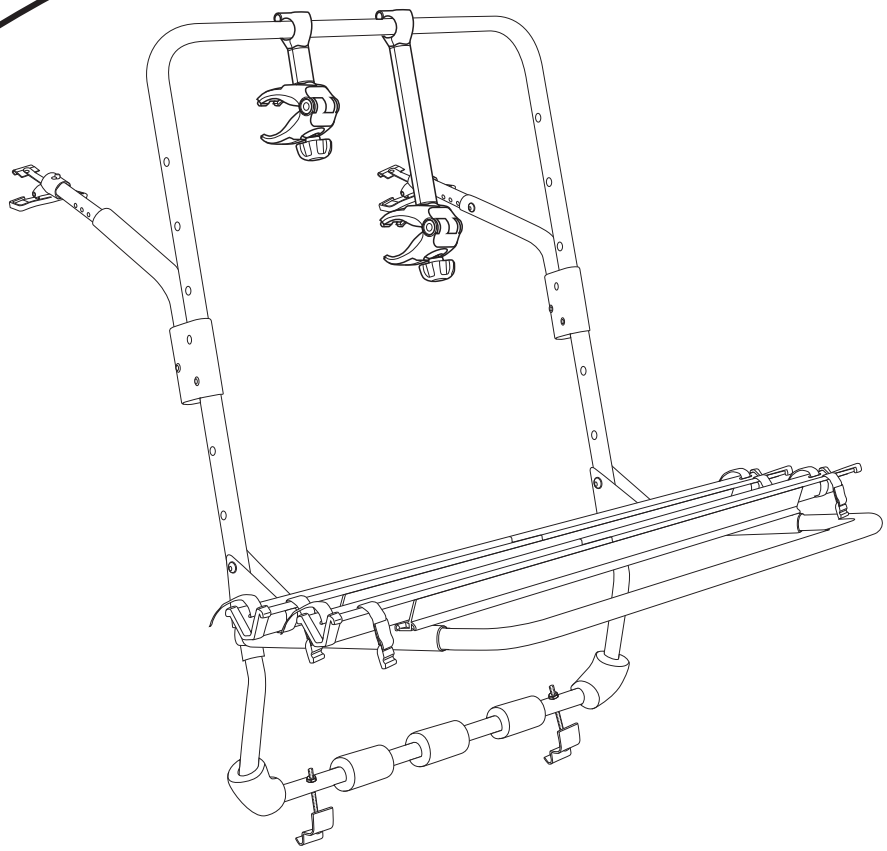

973-14

973140

50-7288-02

Follow me...

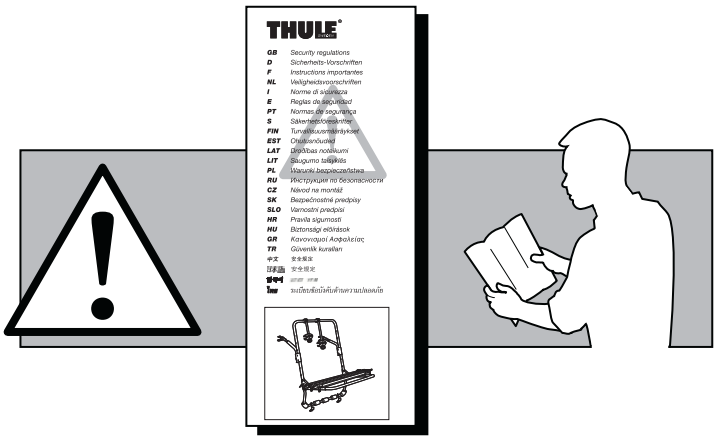
THULE
GB Security regulations
D Sicherheits-Vorschriften
F Instructions importantes
NL Veiligheidsvoorschriften
I Norme di sicurezza
E Reglas de seguridad
PT Normas de segurança
S Säkerhetsföreskrifter
FIN Turvallisuusmääräykset
EST Ohutusnõudeid
LAT Drošības noteikumi
LIT Saugumo taisyklės
PL Warunki bezpieczeństwa
RU Инструкция по безопасности
CZ Návod na montáž
SK Bezpečnostné predpisy
SLO Varnostni predpisi
HR Pravila sigurnosti
HU Biztonsági előírások
GR Κανονισμοί Ασφαλείας
TR Güvenlik kuralları
中文 安全规定
日本語 安全規定
ชาวเรือ ระเบียบข้อบังคับด้านความปลอดภัย

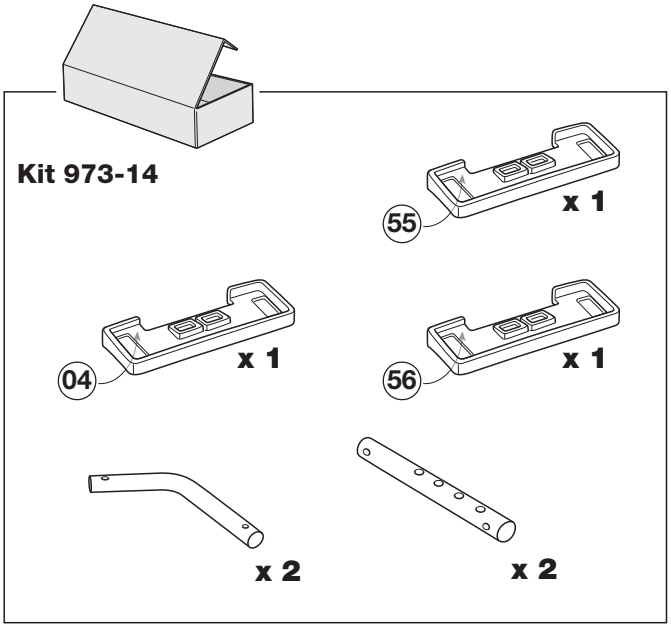
Kit 973-14
55
x 1
04
x 1
56
x 1
x 2
x 2

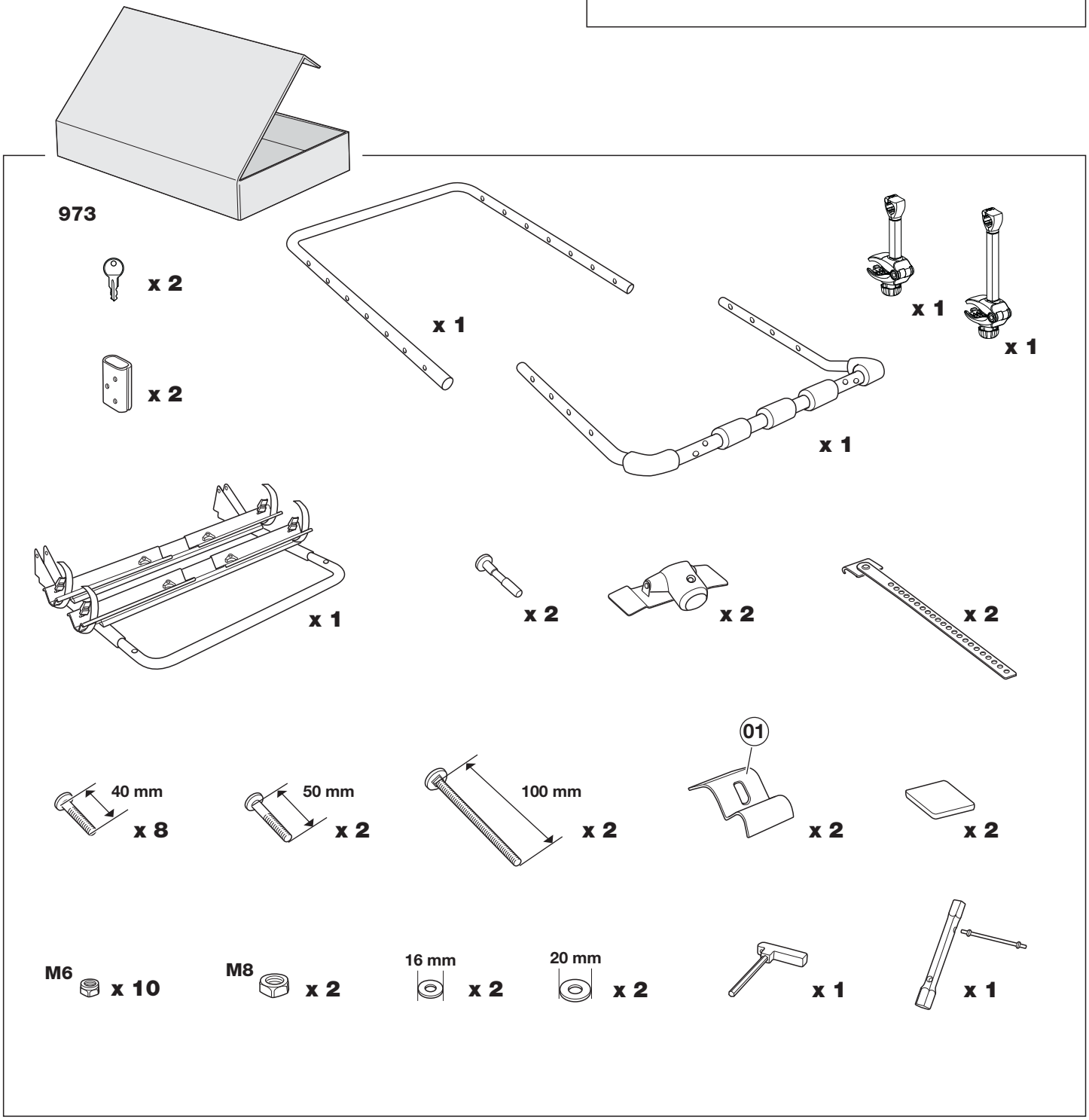
973
x 2
x 2
x 1
x 1
x 1
x 1
x 1
x 2
x 2
x 2
40 mm
x 8
50 mm
x 2
100 mm
x 2
01
x 2
x 2
M6
x 10
M8
x 2
16 mm
x 2
20 mm
x 2
x 1
x 1

1

CHRYSLER Grand Voyager, 5-dr MPV, 91-95	3
CHRYSLER Voyager, 5-dr MPV, 88-95	3
FORD Escort, 5-dr Estate, 91-99	2
HYUNDAI Elantra, 5-dr Estate, 96-99	2
MITSUBISHI Space Wagon, 5-dr MPV, 84-98	4
TOYOTA Camry, 5-dr Estate, 92-96	1
VOLKSWAGEN Golf IV, 3/5-dr Hatchback, 98-03	1

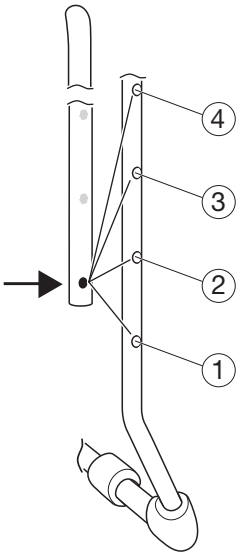

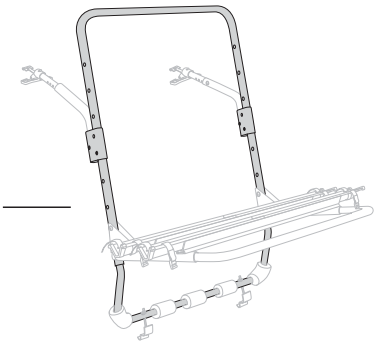

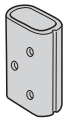

x 2

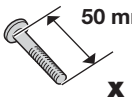

x 2

M6

x 2

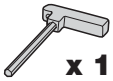

x 1

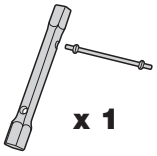

x 1

1

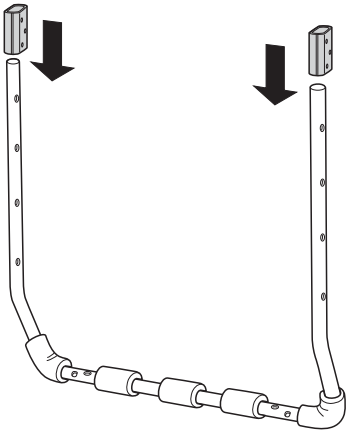

2

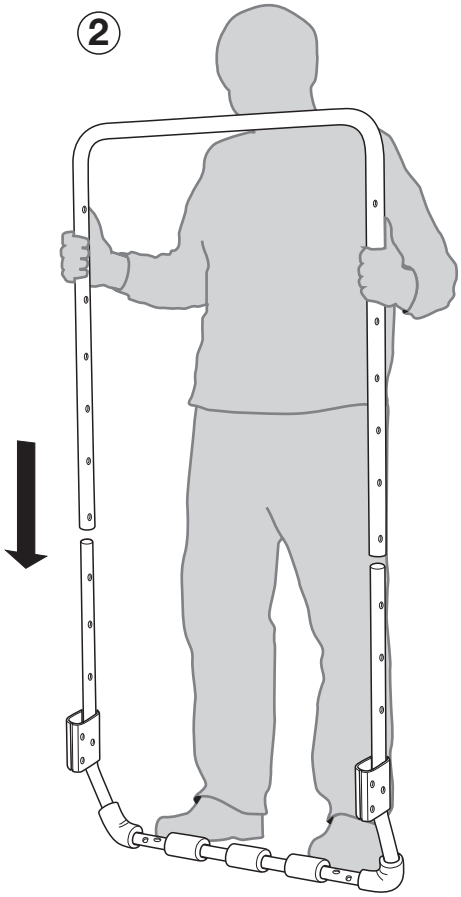

3

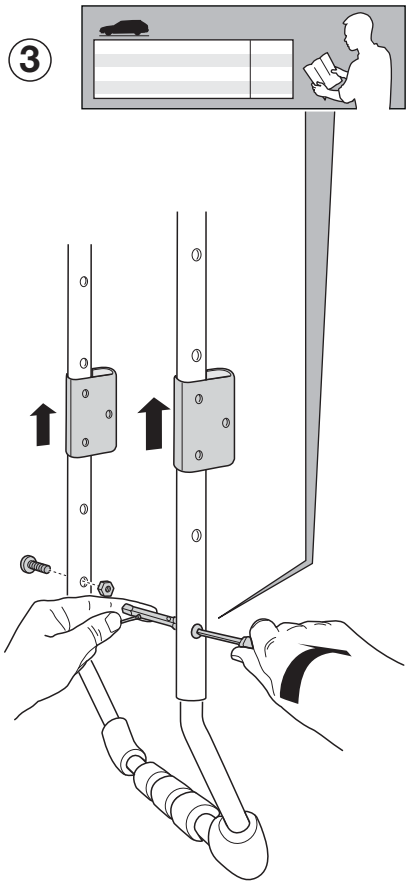



2

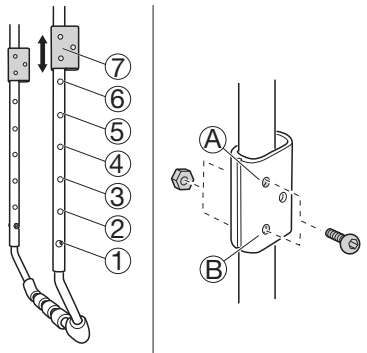

CHRYSLER Grand Voyager, 5-dr MPV, 91-95	**4**	**B**
CHRYSLER Voyager, 5-dr MPV, 88-95	**4**	**B**
FORD Escort, 5-dr Estate, 91-99	**3**	**B**
HYUNDAI Elantra, 5-dr Estate, 96-99	**3**	**B**
MITSUBISHI Space Wagon, 5-dr MPV, 84-98	**3**	**A**
TOYOTA Camry, 5-dr Estate, 92-96	**4**	**B**
VOLKSWAGEN Golf IV, 3/5-dr Hatchback, 98-03	**3**	**B**

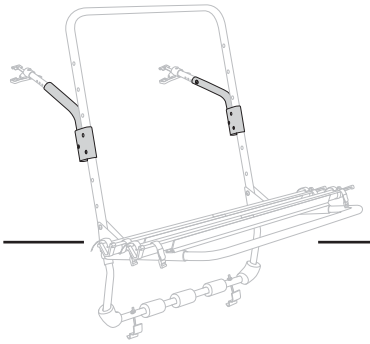

M6

x 2

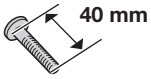

x 2

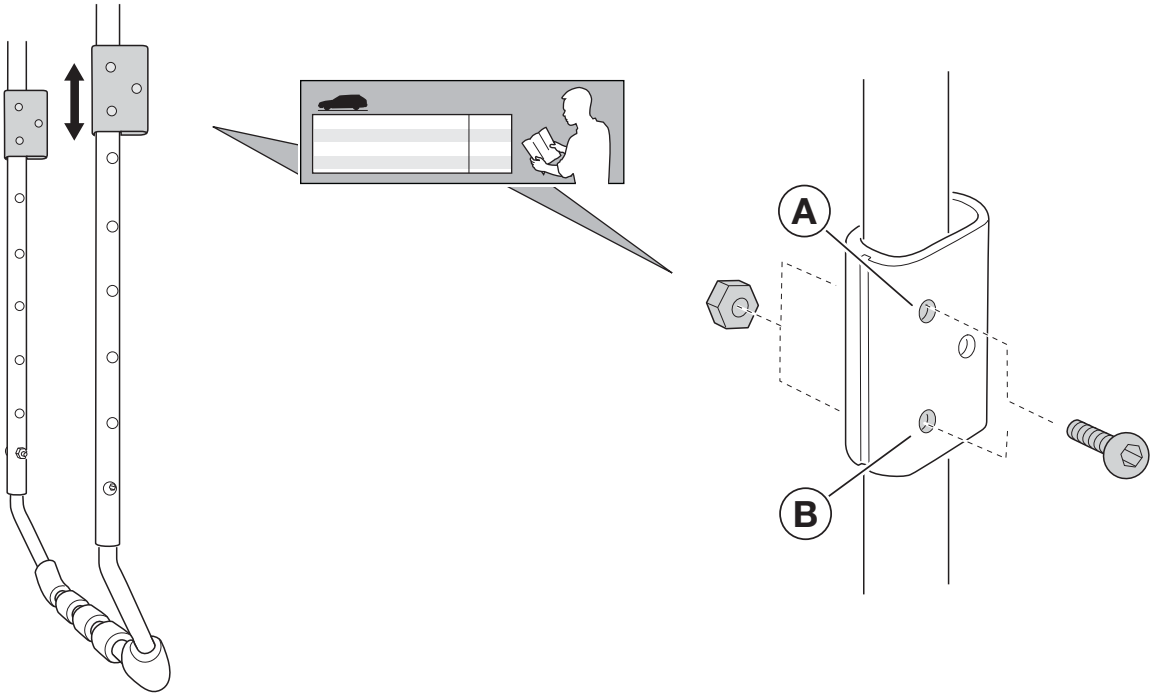

3

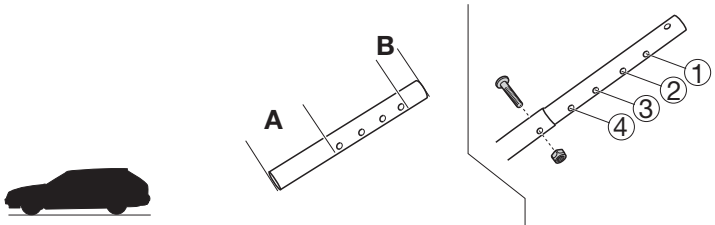

CHRYSLER Grand Voyager, 5-dr MPV, 91-95	B	1
CHRYSLER Voyager, 5-dr MPV, 88-95	B	1
FORD Escort, 5-dr Estate, 91-99	B	4
HYUNDAI Elantra, 5-dr Estate, 96-99	A	2
MITSUBISHI Space Wagon, 5-dr MPV, 84-98	A	2
TOYOTA Camry, 5-dr Estate, 92-96	B	2
VOLKSWAGEN Golf IV, 3/5-dr Hatchback, 98-03	B	3

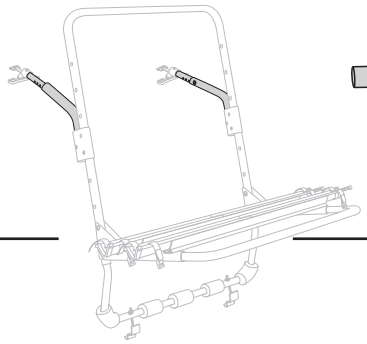

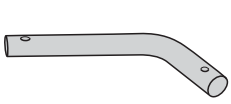

x 2

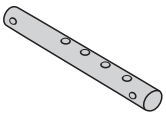

x 2

x 4

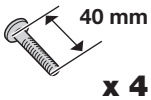

x 4

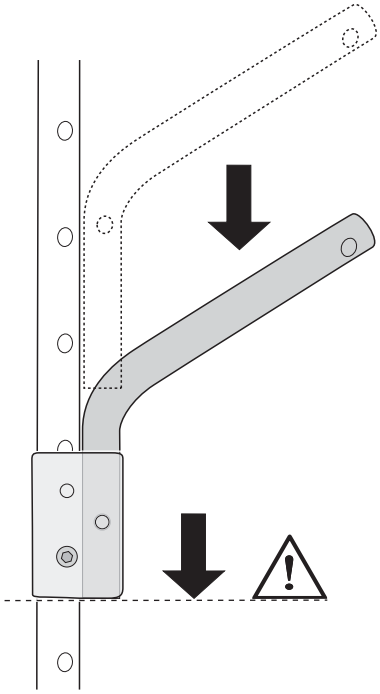

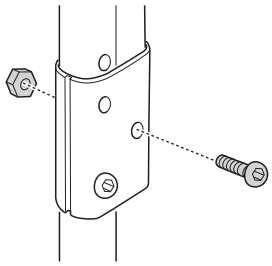

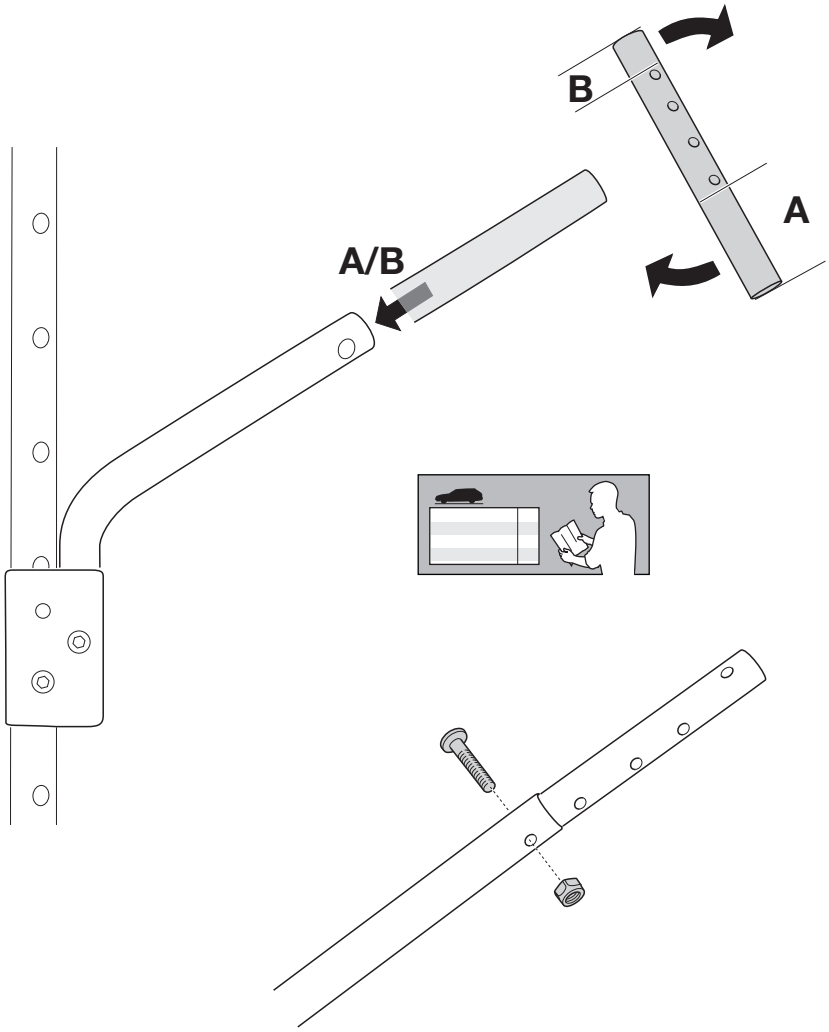

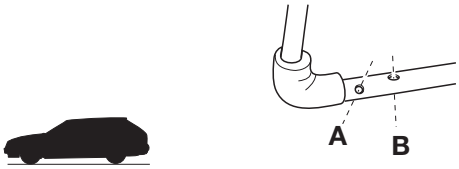

CHRYSLER Grand Voyager, 5-dr MPV, 91-95	**A**
CHRYSLER Voyager, 5-dr MPV, 88-95	**A**
FORD Escort, 5-dr Estate, 91-99	**A**
HYUNDAI Elantra, 5-dr Estate, 96-99	**A**
MITSUBISHI Space Wagon, 5-dr MPV, 84-98	**A**
TOYOTA Camry, 5-dr Estate, 92-96	**A**
VOLKSWAGEN Golf IV, 3/5-dr Hatchback, 98-03	**A**

CHRYSLER Grand Voyager, 5-dr MPV, 91-95	**01**
CHRYSLER Voyager, 5-dr MPV, 88-95	**01**
FORD Escort, 5-dr Estate, 91-99	**01**
HYUNDAI Elantra, 5-dr Estate, 96-99	**01**
MITSUBISHI Space Wagon, 5-dr MPV, 84-98	**01**
TOYOTA Camry, 5-dr Estate, 92-96	**01**
VOLKSWAGEN Golf IV, 3/5-dr Hatchback, 98-03	**01**

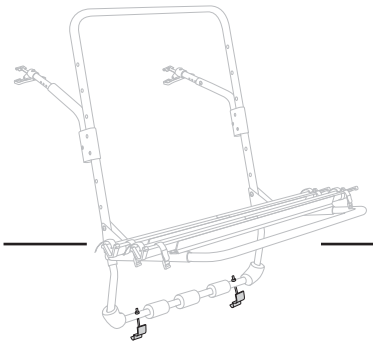

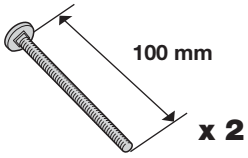

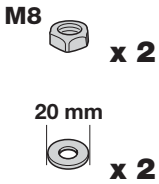

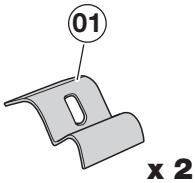

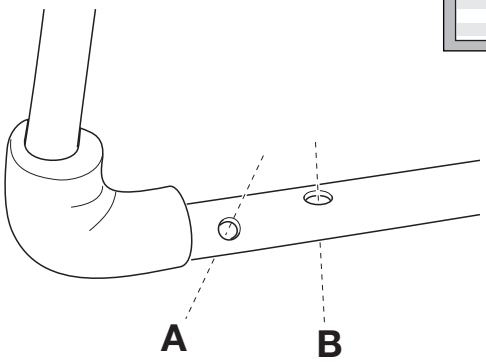

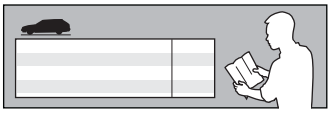

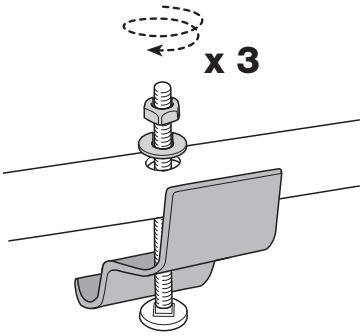

5

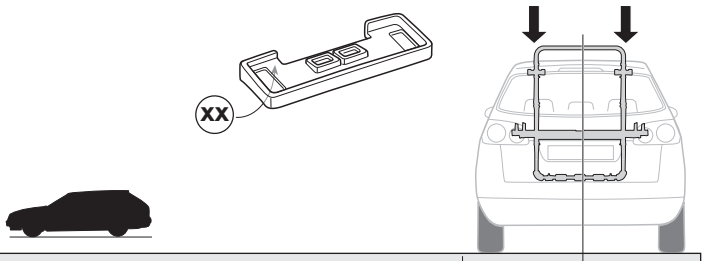

CHRYSLER Grand Voyager, 5-dr MPV, 91-95	04	04
CHRYSLER Voyager, 5-dr MPV, 88-95	04	04
FORD Escort, 5-dr Estate, 91-99	04	04
HYUNDAI Elantra, 5-dr Estate, 96-99	04	04
MITSUBISHI Space Wagon, 5-dr MPV, 84-98	04	04
TOYOTA Camry, 5-dr Estate, 92-96	04	04
VOLKSWAGEN Golf IV, 3/5-dr Hatchback, 98-03	55	56

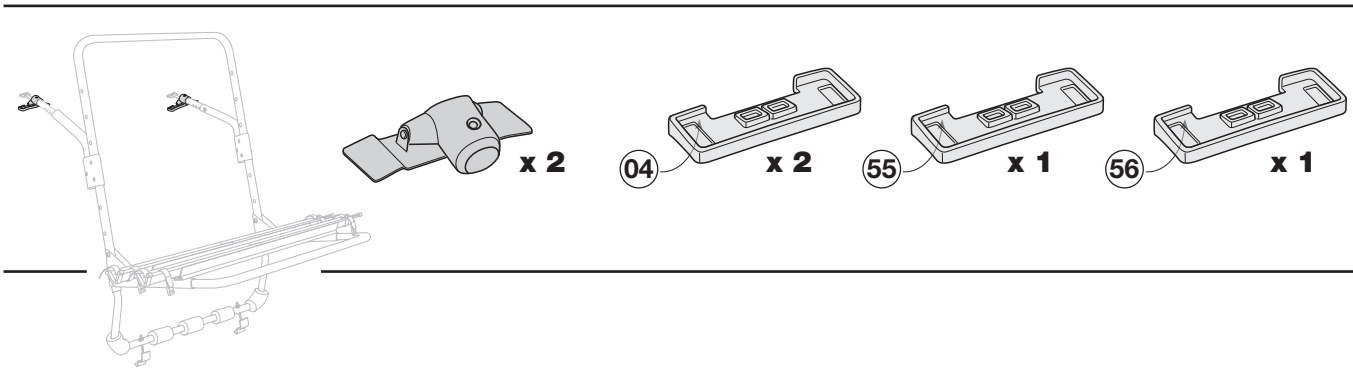

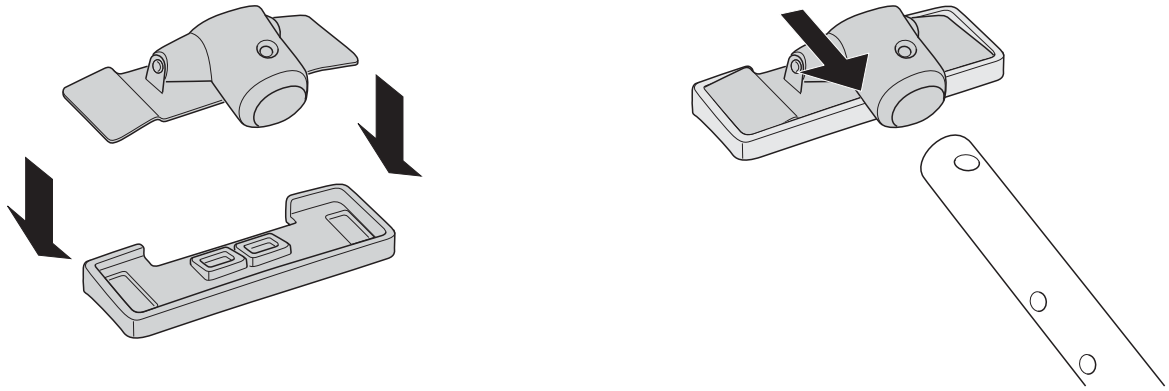

GB **Check** the settings for your car model in the table; count the number of visible holes.

D **Kontrollieren** Sie die Einstellungen für Ihr Fahrzeugmodell gemäß Tabelle durch Zählen der sichtbaren Löcher.

F **Contrôlez** dans le tableau les indications de réglage pour votre voiture. Comptez le nombre de trous visibles.

NL **Controleer** de instellingen voor uw automodel in de tabel, tel het aantal zichtbare gaten.

I **Verificare** le impostazioni per il proprio modello di automobile; contare il numero di fori visibili.

E **Controle** en la tabla la colocación aplicable en su modelo de automóvil; cuente el número de agujeros visibles.

PT **Verificar** os ajustes para o seu modelo de carro conforme a tabela; conte o número de orifícios visíveis.

S **Kontrollera** inställningarna för din bilmodell i tabellen, räkna antal synliga hål.

FIN **Tarkista** taulukosta automallikohtaiset säädöt. Laske näkyvien reikien lukumäärä.

EST **Kontrollige** tabelist oma masina seadeid; lugege üle nähtavad augud.

LAT Tabulā **pārbaudiet** jūsu automobiļa modeļa iestatījumus; saskaitiet redzamos caurumus.

LIT Savo automobilio modelio parametrus **pasitikslinkite** pagal lentelėje pateiktus duomenis; suskaičiuokite matomų angų skaičių.

PL **Sprawdź** w tabeli ustawienia obowiązujące dla posiadanego samochodu. Policz widoczne otwory.

RU **Посмотрите** спецификации вашей модели автомобиля в таблице; сосчитайте количество видимых отверстий.

CZ **Zkontrolujte** nastavení pro svůj model automobilu vĘtabulce; odpočítejte viditelné otvory.

SK **Skontrolujte** nastavenia v tabuľke pre model vášho vozidla; spočítajte počet viditeľných dier.

SLO **Preverite** v tabeli nastavitve za vaš model in tip vozila. Preštejte število vidnih lukenj.

HR U tablici **provjerite** postavke za vaš model automobila; prebrojite vidljive rupe.

HU **Ellenőrizze** a saját gépkocsijára vonatkozó beállításokat a táblázaton; számolja meg a látható furatokat.

GR **Ελέγξτε** τις ρυθμίσεις για το μοντέλο του αυτοκινήτου σας στον πίνακα και μετρήστε τον αριθμό των ορατών τρυπών.

TR Tablodan araba modelinizin ayarlarını **kontrol edin**; görünebilir delik sayısını sayın.

中文 在表中查看适合您的车型的装配方式；数一下可看到的孔的个数。

日本語 ご使用の車体モデルの設定を表で確認し、見える穴の数を数えてください。

한국어 표에서 차종별 설정을 **확인하여** 보이는 구멍의 개수를 확인하십시오.

ไทย ตรวจสอบการติดตั้งสำหรับรถยนต์รุ่นของคุณในตารางนี้ นับจำนวนรูที่มองเห็น

6

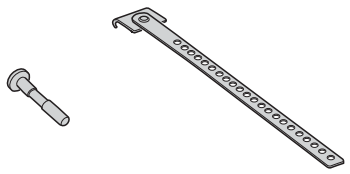

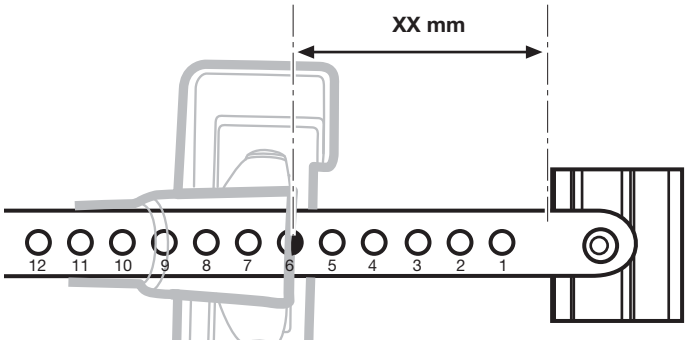

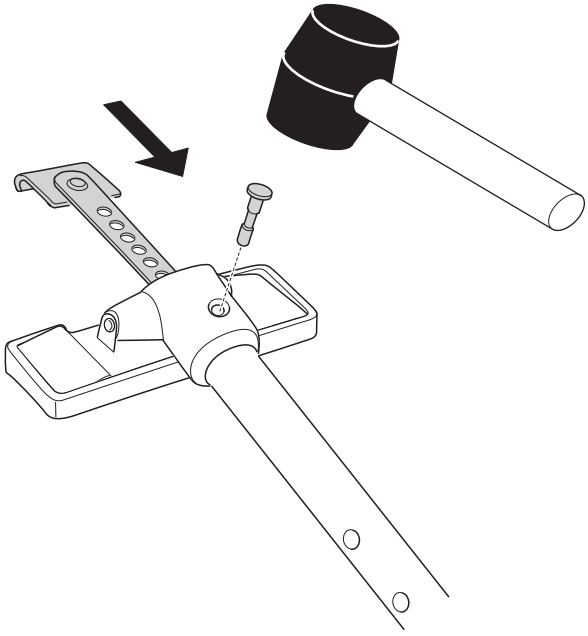

CHRYSLER Grand Voyager, 5-dr MPV, 91-95	**9/99mm**
CHRYSLER Voyager, 5-dr MPV, 88-95	**9/99mm**
FORD Escort, 5-dr Estate, 91-99	**8/88mm**
HYUNDAI Elantra, 5-dr Estate, 96-99	**6/66mm**
MITSUBISHI Space Wagon, 5-dr MPV, 84-98	**5/55mm**
TOYOTA Camry, 5-dr Estate, 92-96	**5/55mm**
VOLKSWAGEN Golf IV, 3/5-dr Hatchback, 98-03	**9/99mm**

7

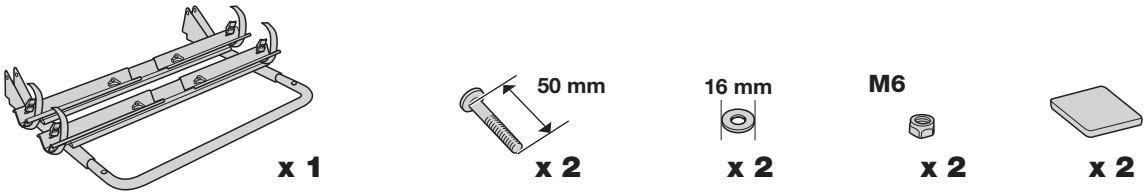

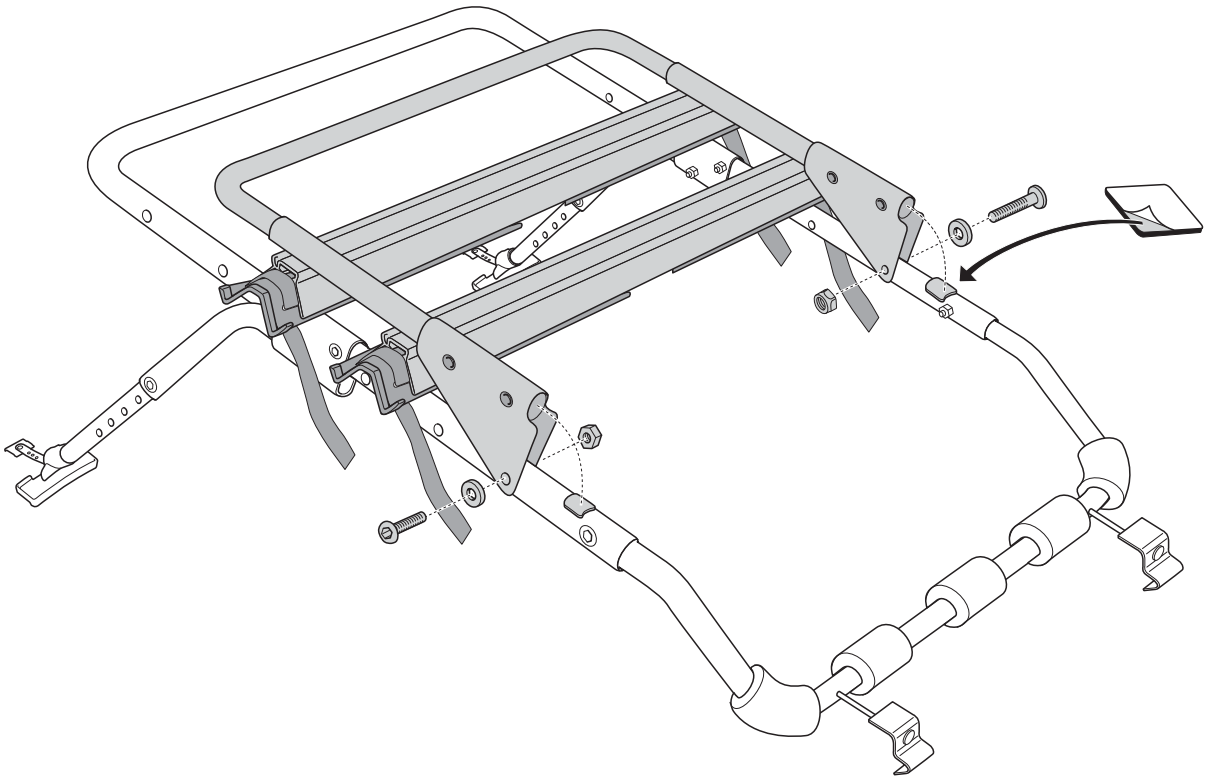

*

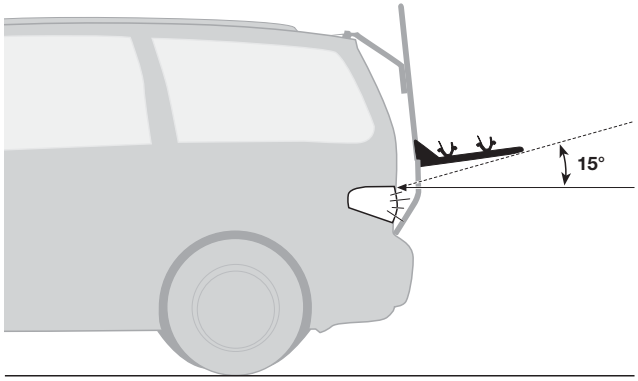

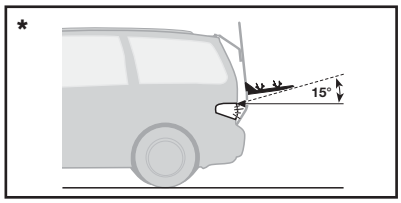

GB IMPORTANT!
In order for the vehicle to be allowed to be driven on the road, some countries require that the car's tail lights and number plate be visible at an angle of 15° upwards. Make sure that your car meets this regulation if it applies in the country in which you are travelling. If it does not, raise the bike shelf one hole.

D WICHTIG!
In einigen Ländern ist vorgeschrieben, daß die Rücklichter und das Kennzeichen in 15° Winkel nach oben erkennbar sind. Wenn diese Forderung nicht erfüllt ist, die Fahrradkonsole um ein Loch nach oben versetzen.

F IMPORTANT!
La législation exige dans certains pays que la plaque d'immatriculation et les feux arrière soient visibles sous un angle de 15° vers le haut lorsque la voiture roule. Contrôler dans ce cas qu'ils le sont. Sinon, relever l'arceau de l'équivalent de la distance au trou suivant.

NL BELANGRIJK!
In sommige landen mag de auto alleen worden gebruikt als de achterlichten en de nummerplaat tot een hoek van 15° naar boven zichtbaar zijn. Zorg ervoor dat dit het geval is of plaats anders de fietsplank een gat hoger.

I IMPORTANTE!
In alcuni Paesi, il codice della strada impone che le luci di posizione e la targa del veicolo debbano essere visibili ad un angolo di 15° verso l'alto. Accertarsi che la propria automobile sia conforme alle norme vigenti nel Paese visitato. In caso contrario, sollevare la mensola per bicicletta di un foro.

E IMPORTANTE!
Para que el vehículo pueda conducirse por carretera, en algunos países se exige que la luz de cola del automóvil y la placa de la matrícula sean visibles por un ángulo hacia arriba de 15. Si esta norma tiene vigencia en el país por el que viaje, asegúrese de que su automóvil cumpla con ella. De no ser así, eleve el estante de bicicleta un agujero.

PT IMPORTANTE
Para que o veículo possa circular em rodovias, alguns países exigem que as luzes traseiras e a placa devem estar visíveis em um ângulo de 15º para cima. Certifique-se de que seu veículo atende aos regulamentos em vigor no país por onde viaja. Caso contrário, eleve a prateleira de bicicletas em um orifício.

S VIKTIGT !
För att fordonet skall få framföras krävs i vissa länder att bakljus och nummerplåt är synliga i en vinkel på 15° uppåt. Försäkra dig om att så är fallet. I annat fall höjs cykelhyllan ett hål.

FIN TÄRKEÄÄ!
Joissakin maissa ajoneuvolla ajo on sallittua vain, kun ajoneuvon takavalot ja rekisterikilpi ovat nähtävissä 15° asteen kulmasta ylöspäin. Jos mainittua säännöstä sovelletaan siinä maassa, jossa autoilet, varmista, että autosi täyttää säännöksen vaatimukset. Jos vaatimukset eivät täyty, nosta pyöränkannatin yhtä reikää ylemmäksi.

EST TÄHTIS!
Et lubada sõidukit teel pukseerida, nõuavad mõned riigid, et auto tagatuled ja numbrimärk oleksid nähtavad 15° võrra ülespoole. Veenduge, et Teie auto vastab selle riigi nõudmistele, kuhu Te reisite. Kui ei vasta, tõstke jalgrattariiulit ühe augu võrra.

LAT SVARIGI
Dažās valstīs, lai ar transportlīdzekli varētu pārvietoties pa ceļu, automobiļa aizmugures lukturiem un numura plāksnītei jābūt redzamiem 15° leņķī, skatoties no augšas. Ja valstī, kurā atrodaties, pastāv šāda prasība, pārliecinieties, ka jūsu automobilis tai atbilst. Ja neatbilst, pârvietojiet velosipçdu turçtâju par vienu caurumu uz augðu

LIT SVARBU
Kai kuriose šalyse važiuoti keliais leidžiama tik tomis transporto priemonėmis, kurių galiniai žibintai ir valstybinis numeris matomi 15° kampu iš viršaus. Įsitikinkite, kad jūsų automobilis atitinka šį reikalavimą, jei jis galioja valstybėje, kurioje keliaujate. Jei automobilis reikalavimo neatitinka, pakelkite dviračių lentynėlę aukštyn per vieną angą.

PL WAŻNE!
W niektórych krajach, aby pojazd był dopuszczony do ruchu drogowego, jego tylne światła i tylna tablica rejestracyjna muszą być widoczne z góry pod kątem 15°. Jeśli przepis taki obowiązuje w kraju podróży, należy sprawdzić, czy samochód spełnia ten warunek. Jeśli nie, należy podnieść półkę z rowerami o jeden otwór.

RU ВАЖНО!
В некоторых странах установлены ограничения для автомобилей на некоторых видах дорог, задние фонари и номерные знаки должны быть видны под углом 15° вверх. В случае путешествия на автомобиле в стране, в которой установлено такое требование, убедитесь, что автомобиль соответствует ему. Если требование не соблюдается, поднимите кронштейн велосипеда на одно отверстие.

CZ DŮLEŽITÉ!
Aby bylo možné automobil používat na silnici, je v některých zemích vyžadováno, aby byla světla zadních dveří a poznávací značka viditelná z horního úhlu 15°. Pokud toto nařízení platí v zemi, ve které cestujete, ujistěte se, že jej automobil splňuje. Pokud ne, zvedněte stojan kola o jeden otvor.

SK DÔLEŽITÉ
Aby bola možná prevádzka vozidla na komunikáciách, je v niektorých štátoch povinné, aby zadné svetlá a poznávacia znaèka vozidla boli vidite¾né aj pod uhlom väèším ako 15°. Ak vozidlo používate v krajine, ktorá má takýto predpis, uistite sa, že vaše vozidlo tieto požiadavky spĺňa. Ak tomu tak nie je, zdvihnite držiak bicyklov o jednu dieru.

SLO PAZITE!
Zakon v nekaterih državah zahteva, da so zadnje luči in registrska tablica vidna pod kotom 15° stopinj, prepričajte se, da vaš prtljažnik ustreza zahtevam države v kateri ste in v katero potujete. Nosilec za kolesa lahko dvignete glede na niz lukenj v okvirju.

HR VAŽNO
Kako bi automobil dobio dozvolu za vožnju, neke države zahtijevaju da stražnja svjetla i registracijske oznake budu vidljivi pod kutom od najmanje 15°. Provjerite zadovoljava li vaš automobil ta pravila ako ona vrijede u državi u kojoj putujete. U protivnom podignite nosaè na sljedeæu rupu.

HU FONTOS!
Egyes országokban a közúti közlekedés egyik feltétele, hogy a gépkocsi hátsó lámpái és a rendszámtábla 15° fokban láthatók legyenek. Győződjön meg arról, hogy gépkocsija megfelel azon ország szabályainak, ahol utazik. Amennyiben nem, akkor emelje meg a kerékpártartót egy furattal.

GR ΣΗΜΑΝΤΙΚΟ
Για να επιτραπεί η κίνηση του αυτοκινήτου στο δρόμο, ορισμένες χώρες απαιτούν να είναι ορατά τα πίσω φώτα και η πινακίδα κυκλοφορίας του οχήματος από μία γωνία 15° και άνω. Βεβαιωθείτε πως το αυτοκίνητό σας τηρεί αυτό τον κανονισμό αν αυτός ισχύει στη χώρα στην οποία ταξιδεύετε. Αν δεν τον τηρεί, σηκώστε το ράφι του ποδηλάτου κατά μία τρύπα.

TR ÖNEMLİ
Aracın yolda sürülebilmesi için, bazı ülkelerde 15° üzeri açılarda kuyruk lambalarıın ve plakanın görünür olması zorunludur. Seyahat ettiğiniz ülkede böyle bir düzenleme varsa, arabanızın bu düzenlemeye uygun olduğundan emin olun. Arabanız uygun durumda değilse, bisiklet rafını bir delik kaldırın.

中文 重要事项!
为使汽车获准在公路上行驶，一些国家要求从上方 15°
角方向能够看到汽车尾灯和车号牌照。如果您在实行此规定的国家旅行，请确保您的汽车满足规定要求。如果该国无此规定，则可将自行车架的位置提高一个孔

日本語 重要 !
国によっては、車を路上で運転するには、車のテールライトおよびナンバープレートが上方 15°
の角度で見える必要がある場合があります。走行する国でこの規則が適用される場合、ご使用の車がこの規則に合致しているかを確認してください。合致していない場合、自転車シェルフを 1
穴分上げてください。

한국어 중요!
일부 국가의 경우 ,도로에서 차량을 주행하려면 차량의 후방등과 번호판이 위쪽 15°에서 보여야 합니다. 위와 같은 법규가 여행 중인 국가에 해당하는지 여부를 확인하십시오 . 법규가 해당하는 경우, 자전거 선반을 구멍 하나 높이만큼 올리십시오 .

ไทย ข้อสำคัญ
เพื่ออนุาตให้ขับขี่รถยนต์บนถนนได้
บางประเทศกำหนดให้ไฟท้ายและป้ายทะเบียนรถต้องมองเห็นได้ในมุมเงย 15 องศา
โปรดแน่ใจว่ารถยนต์ของคุณสอดคล้องกับระเบียบข้อบังคับนี้หากบังคับใช้ในประเทศที่คุณกำลังเดินทาง หากไม่สอดคล้อง ให้เลื่อนชั้นวางจักรยานขึ้นหนึ่งรู

8

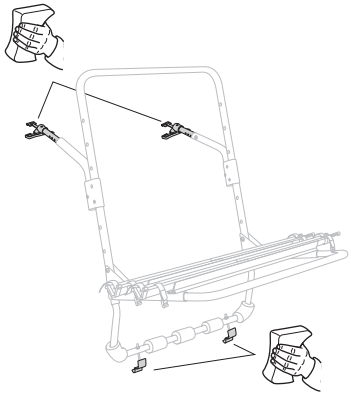



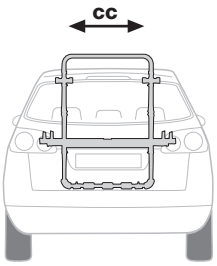

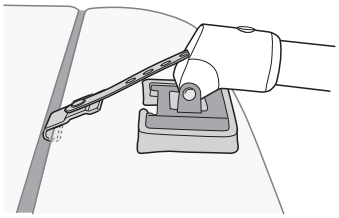

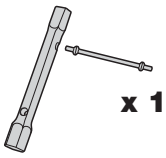

5 Nm

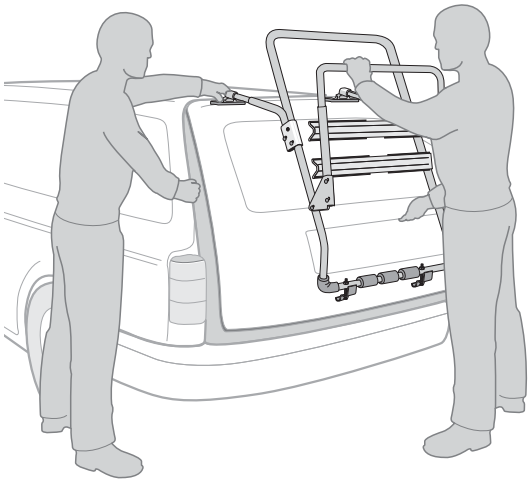

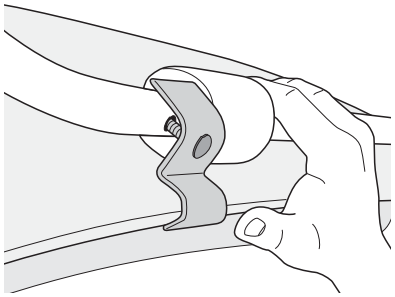

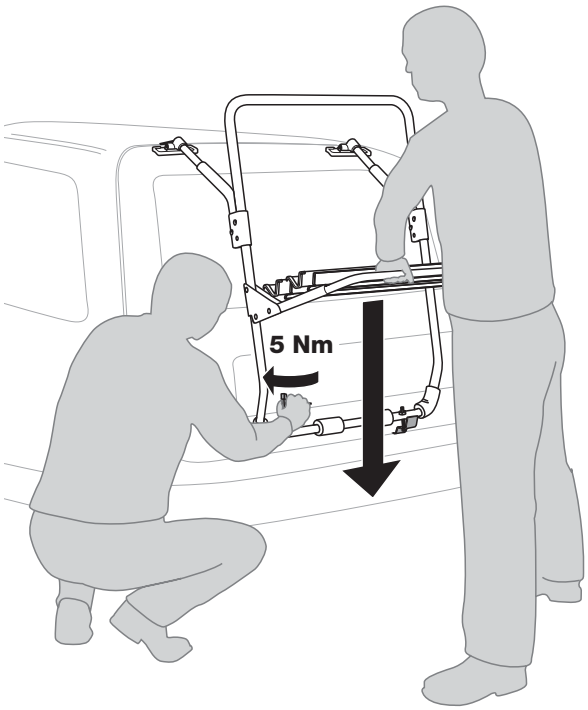

9

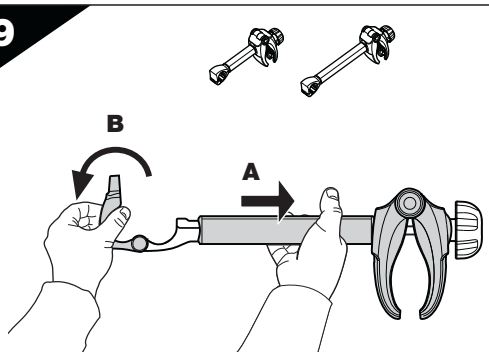

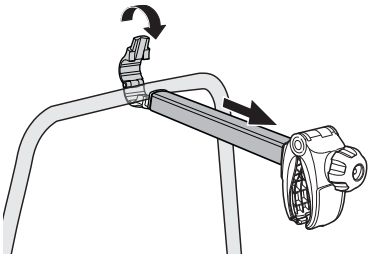

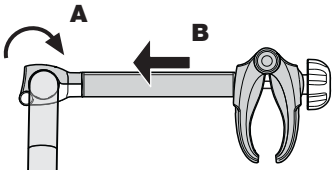

9



GB	Accessories	**EST**	Lisavarustus	**HU**	Tartozékok
D	Zubehör	**LAT**	Piederumi	**GR**	Παρελκόμενα
F	Accessoires	**LIT**	Priedai	**TR**	Aksesuarlar
NL	Accessoires	**PL**	Akcesoria	**中文**	附件
I	Accessori	**RU**	Аксессуары	**日本語**	付属品
E	Accesorios	**CZ**	Doplňky	**한국어**	액세서리
PT	Acessórios	**SK**	Príslušenstvo	**ไทย**	อุปกรณ์เสริม
S	Tillbehör	**SLO**	Dodatki		
FIN	Lisävarusteet	**HR**	Dodaci		

526

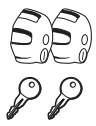

538

567

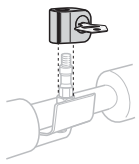

9902

973

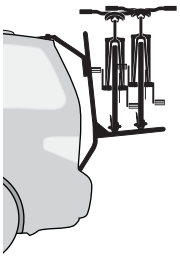

973-23

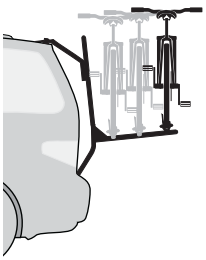

3 kg

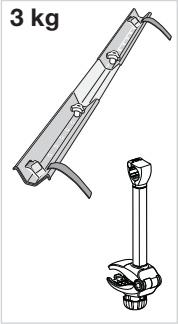

973-24

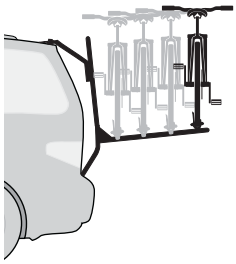

3 kg

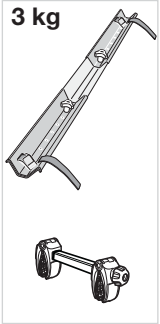

i

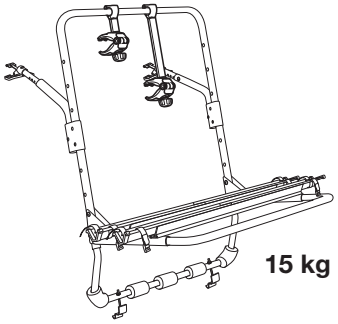

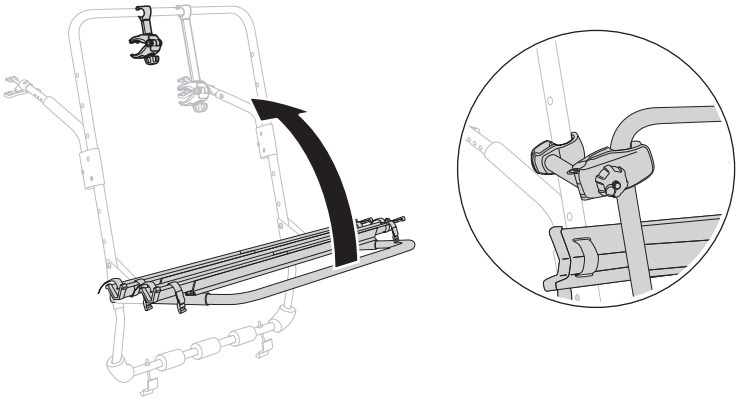

THULE® SWEDEN
Box 69, 330 33 Hillerstorp, SWEDEN
www.thule.com

917•3DF/12/50-7288-02