


Product Catalog Air-Conditioning Solutions

For trucks, light-duty vehicles, buses, off-highway and special vehicles



2024



Dear customers, dear Webasto partners,

With this product catalog, Webasto offers you a comprehensive overview of the latest air-conditioning products. In combination with our additional accessories catalogue, you are ideally equipped for your work with our solutions. The catalog is intended to help you prepare quotations quickly and easily, and to put you in a position to give professional advice at any time.

Furthermore, it gives you an overview of the special Webasto services for individual system solutions that you can expect from us as your business partner. Take up these offers and contact us at any time – we will be happy to assist you!

We wish you great success with our products,

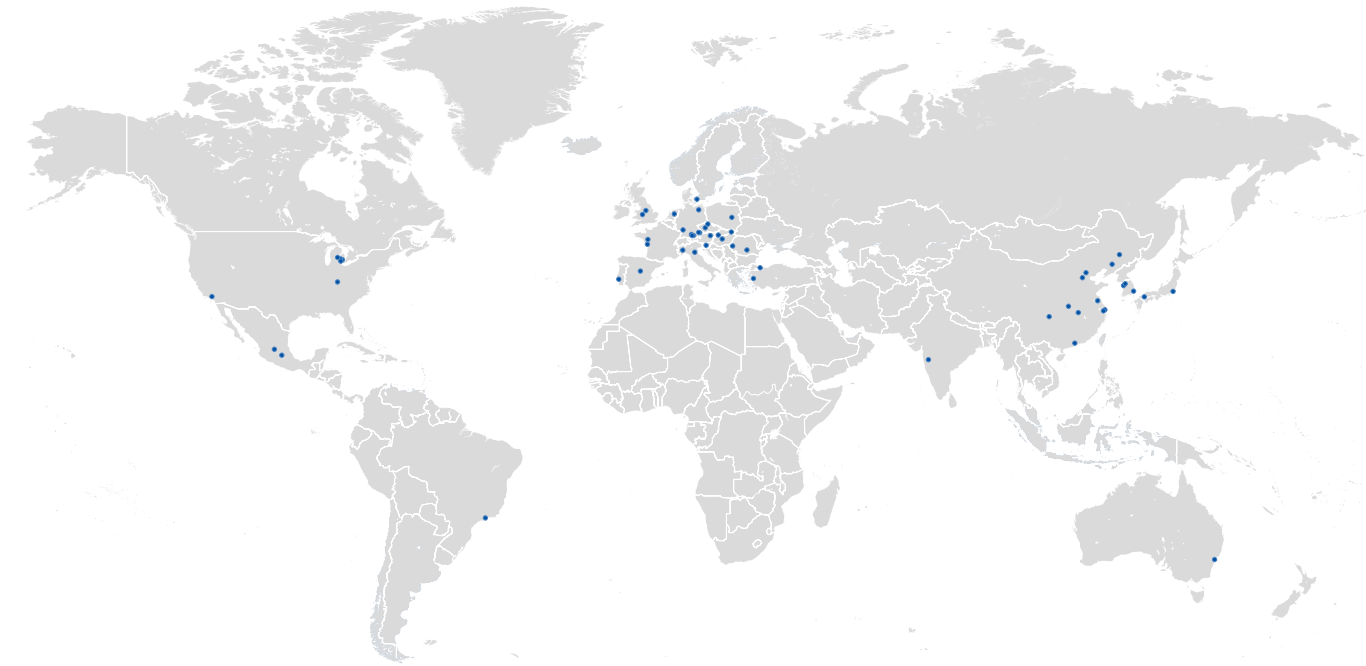
Your Webasto team

Table of contents

Webasto network and services	4
Market segments	6
Air-conditioning systems	
Integrated heat exchangers	18
Rooftop air-conditioning systems	26
Integrated air-conditioning systems	40
Transport refrigeration systems	
Integrated transport refrigeration systems	64
Rooftop transport refrigeration systems	78
HEPA Air filtration systems	90
Further information	
Functionality of the products	92
Webasto subsidiaries and representatives	93
Abbreviations	96

Webasto network

**Expect comprehensive support from Webasto in all areas.
Before, during and after the installation of your Webasto solution!**



Our service partners actively support you in your day-to-day business – worldwide. Whether with effective training measures on new products or with practical tips and tools to make your work easier. This unique service network helps not only to fulfil the Webasto quality promise around the globe, but also supports you in your sales efforts. You can rely on the consistently high quality of products from Webasto: All our solutions meet the highest international quality standards and offer the latest technology.

A further benefit for you: We are never far away and can therefore identify ourselves with your needs on the spot and take your suggestions into consideration in the further development of our products and services.

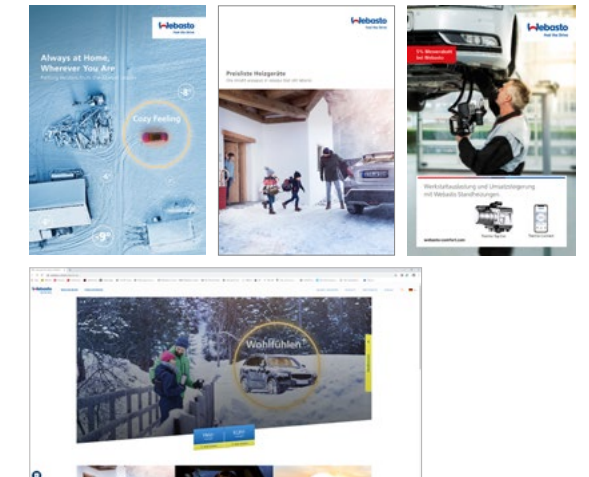

Webasto services

Engineering services

Apart from a wide range of standard products, we offer you individually optimized system solutions. Whether installation position, operating temperature, operation at high altitudes, interface connection or the installation situation in the vehicle: we can work out an optimum solution for all your requirements. In this context, you can rely on our many years of experience in original equipment and the aftermarket. You profit from our high process and quality level, and our know-how in system integration, mechatronics and software development.

The development process of a customized system solution:

- Identification of the existing boundary conditions and requirements
- Calculation of the necessary heating or cooling capacity
- Elaboration of an application solution or complete development of an individual system
- Proof of the customer's specific requirements
- System or application acceptance in the customer's works



Technical services

From the various parts of your application to extensive series of tests, Webasto offers you everything to ensure your solution functions perfectly. Our service is also at your disposal after installation for maintenance and spare parts.

- Efficient spare part management
- Secure login to the dealer portal (e.g. product documentation, installation instructions)
- Professional quality management
- Broad spectrum of test possibilities (e.g. climatic chamber, acoustic chamber, environmental tests)
- Technical support/online training

Marketing services

We ensure our global brand awareness and image branding through a wide range of measures.

- High-quality, target group-specific marketing tools for all media
- Support for our partners on customized marketing measures
- Advertising and mailing templates for customer activation and customer loyalty
- Point-of-sale marketing materials
- Product-specific selling argument lists
- Professional participation in trade fairs
- Broad array of sponsoring activities



Our value promise

Webasto air-conditioning systems offer your customers a wide variety of advantages:

Worthwhile investment

- High-quality and reliable components from proven series production
- All components for air-conditioning systems available from a broad product range
- Individual combination of the system components for specific application solutions
- Vehicle-specific installation kits for optimum integration
- Low maintenance costs

More safety and greater comfort

- Optimum temperature and humidity at all times
- High efficiency in all temperature ranges
- Greater concentration and thus greater safety
- Quiet operation thanks to high-quality fans
- Constant temperature in the interior thanks to intelligent temperature management
- Uniform air distribution thanks to modular air system components

Optimum transport of perishable goods

- Constant temperature in the refrigerated compartment thanks to automatic temperature control
- All air-conditioning components can be individually integrated into the vehicle
- Coverage of different temperature ranges through the use of different refrigerants

Market segments

Webasto develops innovative air-conditioning solutions for the following markets:



Trucks



Light-duty



Buses



Off-highway



Special vehicles

Webasto also offers heating and air-conditioning solutions for recreational vehicles and boats. Please ask for our separate product catalogs.

The tailor-made Webasto air-conditioning solution for every area

	Cooling capacity (kW)					
Rooftop AC systems	3.5 – 22.0	■	■	■	■	■
Integrated AC systems	4.0 – 16.0		■	■	■	■
Transport refrigeration systems	1.0 – 3.8		■			

Apart from our wide range of standard products, we also offer you individual system solutions.



Trucks

A pleasant cabin climate at all times – independant of the engine

Engine idling is not only costly in the longer term, it is actually forbidden in many countries. Our Webasto non-idling solutions bring the cabin to a pleasant temperature – fully independently of the engine. That reduces fuel consumption and – as a positive side-effect – also the emission of pollutants. This comfort benefits the driver, too, both while driving and during his breaks.

An idling truck engine consumes on average three liters of fuel per hour. Added to that is the increased wear on the engine and other components. The reliable air-conditioning systems from Webasto ensure comfortable temperatures without incurring these costs.

Benefits of the Webasto solutions for trucks:

- No unnecessary running of the engine in idle
- Reduced fuel costs
- Optimized cabin temperature at all times without the engine running

Air-conditioning solution	Cooling capacity (kW)
Parking air-conditioning system	
Cool Top RTE	1.6 – 2.5



Parking air-conditioning system



Light-duty vehicles

Reliable climate comfort for a safe journey

Light-duty vehicles have to transport goods and people safely to their destination. Reliable and efficient air-conditioning and transport refrigeration systems play a central role here.


Webasto offers a wide range of powerful air-conditioning and refrigeration solutions to meet every specialized transport demand. Whether temperature-sensitive medicines or other perishable goods have to be transported – we have a tailor-made solution available for every vehicle type and form of use.

Benefits of the Webasto solutions for light-duty vehicles:

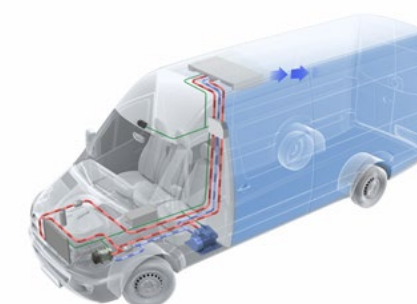
- Installation kits for a wide variety of vehicles available
- Reduction in operating costs thanks to fuel saving and lower wear

Air-conditioning solution	
Heat exchangers	Heating capacity (kW)
Integrated heat exchangers	3.3 – 13.0
AC systems	Cooling capacity (kW)
Rooftop AC systems	3.5 – 8.5
Integrated AC systems*	4.0 – 9.6
Transport refrigeration system	Cooling capacity (kW)
Rooftop systems	1.0 – 5.6
Integrated systems	1.0 – 3.7

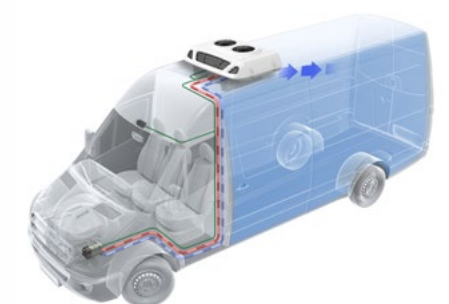
* Webasto also offers air-conditioning solutions for the new refrigerant R1234yf.



Integrated air-conditioning system



Integrated transport refrigeration system



Rooftop transport refrigeration system



Buses

Reliable climate comfort for a safe journey

In order to ensure a safe journey, buses must be air-conditioned and ready for operation right from the beginning of the journey. For their climate control equipment, Webasto can draw on a vast product portfolio ranging from various integrated heating solutions up to air-conditioning systems and a wide range of accessories.


With this product range we can equip buses of all sizes and offer a tailor-made climate solution for every specialized application.

Benefits of the Webasto solutions for buses:

- Comfort for drivers and passengers in all climate conditions
- Comprehensive range of various integrated heating and air-conditioning solutions

Air-conditioning solution	
Heat exchangers	Heating capacity (kW)
Integrated heat exchangers	3.3 – 13.0
AC systems	Cooling capacity (kW)
Rooftop AC systems	3.5 – 8.5
Integrated AC systems*	4.0 – 9.6

* Webasto also offers air-conditioning solutions for the new refrigerant R1234yf.



Integrated air-conditioning system



Rooftop air-conditioning



Off-highway

Do your job more efficiently

Irrespective of the climatic situation, off-highway machines have to be sturdy and ready for operation at any time. Not only the vehicles, but also the operators are subjected to extreme working conditions.

In order to meet the high demands on man and machine, Webasto has developed intelligent air-conditioning solutions. These systems combine comfort and efficiency – and save fuel.

Benefits of the Webasto solutions for agricultural and off-highway machines:

- Safe working conditions in all climate conditions
- Comfortable climate for the operator

Air-conditioning solution	
Heat exchangers	Heating capacity (kW)
Integrated heat exchangers	3.3 – 13.0
AC systems	Cooling capacity (kW)
Rooftop AC systems	3.5 – 8.5
Integrated AC systems*	4.0 – 9.6

* Webasto also offers air-conditioning solutions for the new refrigerant R1234yf.



Air-conditioning system



Special vehicles

Including fire trucks, ambulances, security vehicles, vocational work trucks

Perfect environmental conditions – when every second counts

In rescue service, disaster control or firefighting you need to be focused from the very beginning on your operation. With the Webasto air-conditioning systems, special vehicles are ideally tempered which increase the safety, comfort and staying power for driver and crew. Parking heaters ensure de-iced and de-fogged windows even before the start of your special operation and offer a comfortable temperature within the vehicle. Thanks to the engine preheating, they also reduce wear and fuel costs.

Benefits of the Webasto solutions for special vehicles:

- Ideal climate conditions for drivers, crew and passengers
- Wide product portfolio available to find the ideal solution for your demand
- High quality and reliability for the most challenging missions

Air-conditioning solution	
Heat exchangers	Heating capacity (kW)
Integrated heat exchangers	3.3 – 13.0
AC systems	Cooling capacity (kW)
Rooftop AC systems	3.5 – 8.5
Integrated AC systems*	4.0 – 9.6

* Webasto also offers air-conditioning solutions for the new refrigerant R1234yf.



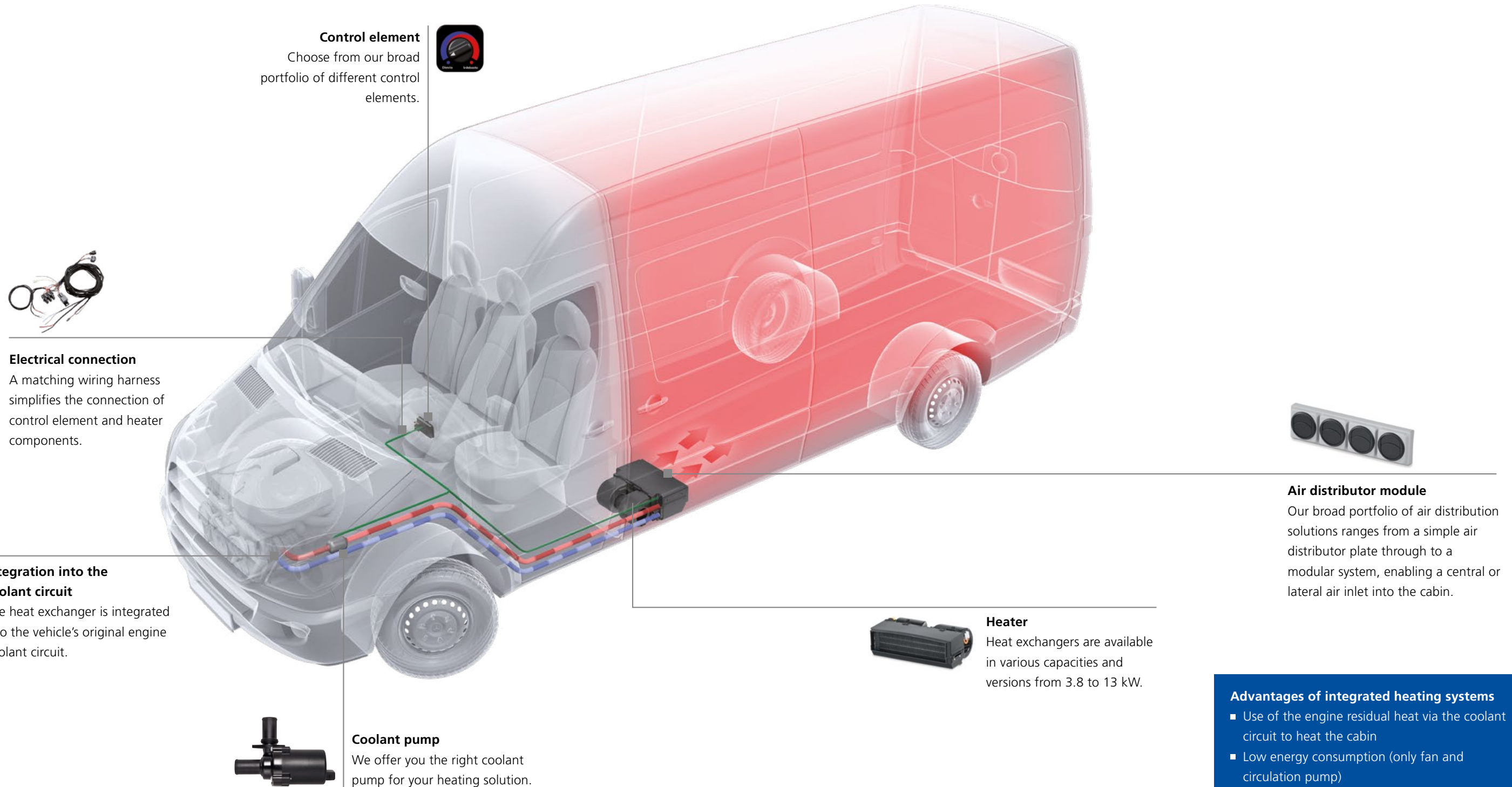
Integrated air-conditioning system



Rooftop air-conditioning

Application of an integrated heat exchanger

The integrated Webasto heating systems use the engine residual heat to heat the vehicle. They are available in different capacities variants (3.8 to 13 kW) and are integrated into the coolant circuit. An comprehensive range of accessories is available for the installation.



Control element
Choose from our broad portfolio of different control elements.



Electrical connection
A matching wiring harness simplifies the connection of control element and heater components.

Integration into the coolant circuit
The heat exchanger is integrated into the vehicle's original engine coolant circuit.



Coolant pump
We offer you the right coolant pump for your heating solution.



Heater
Heat exchangers are available in various capacities and versions from 3.8 to 13 kW.



Air distributor module
Our broad portfolio of air distribution solutions ranges from a simple air distributor plate through to a modular system, enabling a central or lateral air inlet into the cabin.

- Advantages of integrated heating systems**
- Use of the engine residual heat via the coolant circuit to heat the cabin
 - Low energy consumption (only fan and circulation pump)
 - Individual choice of heat exchanger installation position

Integrated heat exchangers

3.8 to 13.0 kW heating capacity



Pleasantly warm in commercial vehicles and minibuses

The integrated heat exchangers are versatile and are the ideal solution for heating the interiors of minibuses and commercial vehicles. In these systems, the waste heat from the engine is used for heating, being transferred via the coolant circuit. These products can be installed under the dashboard or under the roof, for example. In addition to high reliability, these heat exchanger are also distinguished by a long service life.

A large range of accessories, such as control elements and air ducts, offer high flexibility.

- Heating solutions with a heating capacity from 3.8 to 13.0 kW
- Optimum integration into various vehicle structures thanks to versatile installation options
- Low energy consumption
- High-quality reliable components from proven series-production processes



Sydney

Model overview	Scope of delivery	Order number
Sydney 12 V	Heating system	62U003CC048B*
Sydney 24 V		62U003CC049B*

* Blower motor with only two speeds.

Stocolma

Model overview	Scope of delivery	Order number
Stocolma 12 V	Heating system with control element	62U003CC051A

Houston

Model overview	Scope of delivery	Order number
Houston 12 V	Heating system	62U003CC017A
Houston 24 V		62U003CC018A

Toronto

Model overview	Scope of delivery	Order number
Toronto 12 V	Heating system with control element	62U003CC012A

Phoenix

Model overview	Scope of delivery	Order number
Phoenix 12 V	Heating system	62U003CC019C
Phoenix 24 V		62U003CC020C

Cyprus

Model overview	Scope of delivery	Order number
Cyprus 12 V	Heating system	62U003CC052A
Cyprus 24 V		62U003CC053A

Technical data

Model overview	Sydney	Stocolma	Houston	Toronto	Phoenix	Cyprus
Nominal heating capacity (kW)	3.8		6.5	7.0	8.6	13.0
Nominal voltage (V)	12/24	12	12/24	12	12/24	12/24
Max. total current absorption at 12 V (A)	4.2	3.5	14.0	8.6	8.4	24.0
Max. blower volume flow (m³/h)	170		420	450	450	800
Dimensions L x W x H (mm)	260 x 177 x 130	276 x 183 x 191	230 x 220 x 175	590 x 380 x 160	385 x 233 x 128	545 x 300 x 175
Weight (kg)	1.3	2.5	2.8	4.2	3.0	4.0
Water connection, Ø (mm)	16					

The performance data for your application may differ from the nominal values. These depend on various conditions, such as the air ducts and the climate. Products are supplied together with product documentation. Unless stated otherwise, the control element is not included.

Integrated heat exchanger

HTX S – HTX S HD – HTX M – HTX M HD



Maximum flexibility between comfort and ease of installation

The new HTX heat exchanger product line has been designed with the focus on easy integration in recreational, special vehicles and marine. Considering various customer requirements, the HTX series offers versatile installation capabilities, such as in the dashboard or under the ceiling.

With four heating performance classes, starting from 3.3 kW and up to 6.6 kW, it is guaranteed that every customer will find the best suited solution for their individual vehicle project. Durable, highly efficient fans and blowers deliver powerful and constant airflow and thus provide optimal distribution of air within the vehicle. High quality, automotive-grade components have been selected to guarantee reliability and long service life. Additionally, versatility of HTX series is underlined by the variety of available accessories and installation kits, including control units, air vents and ducts.

- Heating solutions deliver high performance heating from 3.3 kW to 6.6 kW
- Versatile installation options under dash or roof allow for optimum integration in diverse vehicle designs
- Durable, highest quality components from proven series production
- No maintenance needed
- Versatility through optimal combination of power and noise



HTX S

Model overview	Scope of delivery	Order number
HTX S 12 V	Heating system	8410215B
HTX S 24 V		8410216B

HTX S HD

Model overview	Scope of delivery	Order number
HTX S HD 12 V	Heating system	8410213B
HTX S HD 24 V		8410214B

HTX M

Model overview	Scope of delivery	Order number
HTX M 12 V	Heating system	8410219B
HTX M 24 V		8410220B

HTX M HD



Model overview	Scope of delivery	Order number
HTX M 12 V	Heating system	8410219B
HTX M 24 V		8410220B



Technical data









Model overview	HTX S	HTX S HD	HTX M	HTX M HD
Nominal heating capacity (kW)	3.3	4.7	4.9	6.6
Nominal voltage (V)	12/24			
Max total current absorption 12 – 24 V (A)	1.2/0.6	8.5/4.2	2.4/1.2	13.5/6.8
Max. blower volume flow (m ³ /h)	161	276	320	605
Dimensions L x W x H (mm)	128 x 241 x 161	215 x 241 x 166	126 x 341 x 146	195 x 411 x 146
Water connection, Ø (mm)	18			

Integrated heat exchanger

Accessories

	Sydney	Stoccolma	Houston	Toronto	Phoenix	Cyprus	Order number
 <p>Heating control switch</p> <p>Without electric water valve, controller and signal cable, 12/24 V</p>	<input checked="" type="checkbox"/>	<input checked="" type="checkbox"/>	<input checked="" type="checkbox"/>	<input checked="" type="checkbox"/>	<input checked="" type="checkbox"/>	<input checked="" type="checkbox"/>	62A03998A
	<input checked="" type="checkbox"/>	<input checked="" type="checkbox"/>	<input checked="" type="checkbox"/>	<input checked="" type="checkbox"/>	<input checked="" type="checkbox"/>	<input checked="" type="checkbox"/>	620282129A
	<input checked="" type="checkbox"/>	<input checked="" type="checkbox"/>	<input checked="" type="checkbox"/>	<input checked="" type="checkbox"/>	<input checked="" type="checkbox"/>	<input checked="" type="checkbox"/>	620282102A
 <p>3-position blower switch</p> <p>– 12/24 V</p> <p>– 53 x 50 x 5 mm (W x H x D)</p> <p>– Mechanical control of the fan speed</p>	<input checked="" type="checkbox"/>	<input checked="" type="checkbox"/>	<input checked="" type="checkbox"/>	<input checked="" type="checkbox"/>	<input checked="" type="checkbox"/>	<input checked="" type="checkbox"/>	62A04001A

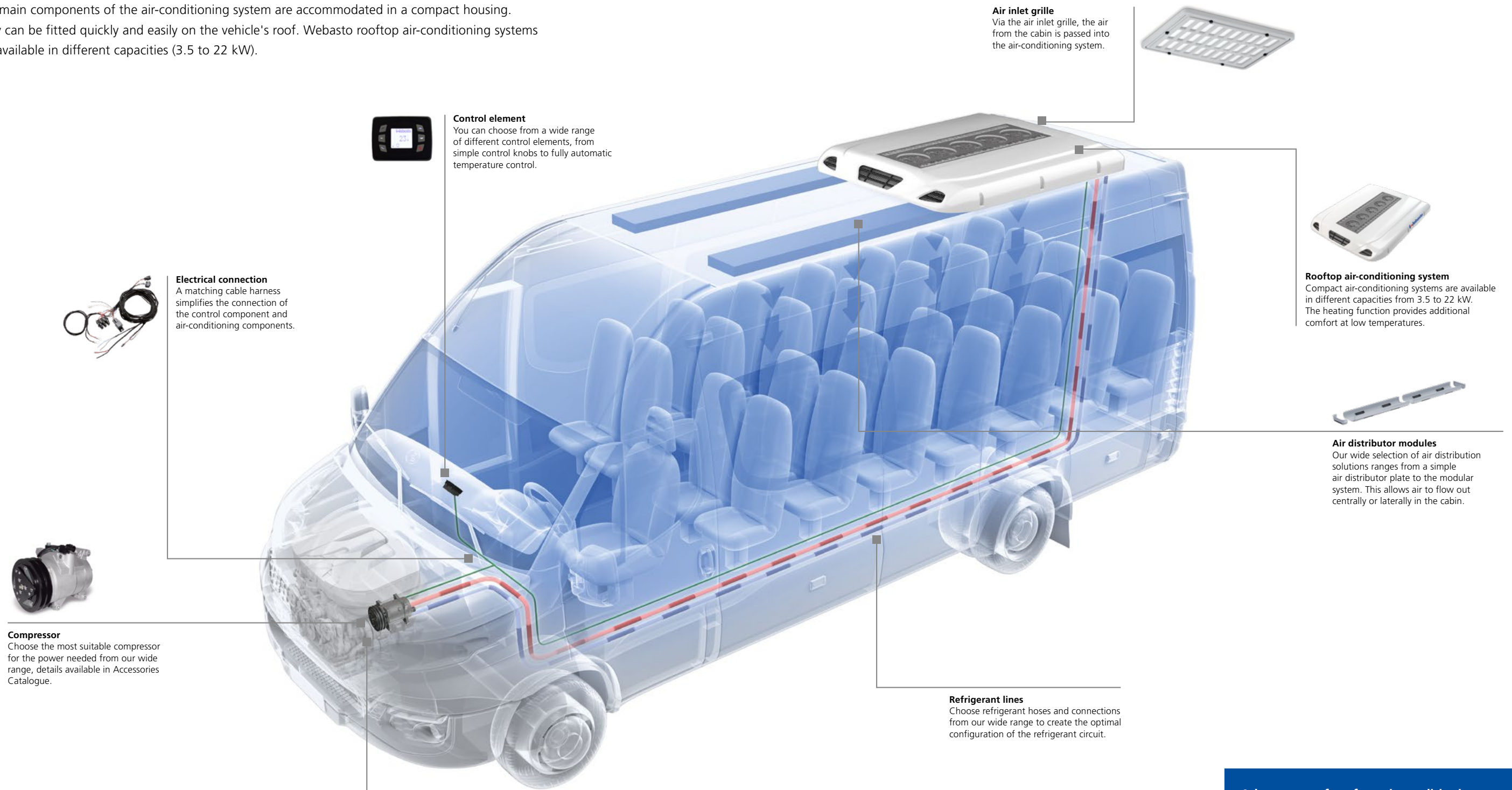
	HTX S	HTX S HD	HTX M	HTX M HD	Order number
 <p>On/off switch</p>	<input checked="" type="checkbox"/>	<input type="checkbox"/>	<input type="checkbox"/>	<input type="checkbox"/>	8410230
	<input type="checkbox"/>	<input type="checkbox"/>	<input checked="" type="checkbox"/>	<input type="checkbox"/>	8410231
 <p>3-position rotary switch</p>	<input type="checkbox"/>	<input checked="" type="checkbox"/>	<input type="checkbox"/>	<input checked="" type="checkbox"/>	8410229

	HTX S	HTX S HD	HTX M	HTX M HD	Order number
 <p>Air duct</p> <p>89 x 416 x 147.8 mm</p> <p>Black</p>	<input type="checkbox"/>	<input type="checkbox"/>	<input type="checkbox"/>	<input checked="" type="checkbox"/>	8410225A
 <p>Air duct</p> <p>89 x 346 x 147.8 mm</p> <p>Black</p>	<input type="checkbox"/>	<input type="checkbox"/>	<input checked="" type="checkbox"/>	<input type="checkbox"/>	8410226A
 <p>Air duct</p> <p>115 x 346 x 147.8 mm</p> <p>Ø 60</p> <p>Black</p>	<input type="checkbox"/>	<input type="checkbox"/>	<input checked="" type="checkbox"/>	<input type="checkbox"/>	8410227A
 <p>Air duct</p> <p>22.5 x 400 x 182 mm</p> <p>Black</p>	<input type="checkbox"/>	<input type="checkbox"/>	<input checked="" type="checkbox"/>	<input type="checkbox"/>	8410228A
 <p>Air duct</p> <p>118 x 245 x 163.1 mm</p> <p>Ø 58 mm</p> <p>Black</p>	<input checked="" type="checkbox"/>	<input checked="" type="checkbox"/>	<input type="checkbox"/>	<input type="checkbox"/>	8410221A
 <p>Air duct</p> <p>92 x 246 X 163.1 mm</p> <p>Black</p>	<input checked="" type="checkbox"/>	<input checked="" type="checkbox"/>	<input type="checkbox"/>	<input type="checkbox"/>	8410222A
 <p>Air duct</p> <p>22.5 x 290 x 195 mm</p> <p>Black</p>	<input checked="" type="checkbox"/>	<input checked="" type="checkbox"/>	<input type="checkbox"/>	<input type="checkbox"/>	8410223A
 <p>Air duct</p> <p>115 x 416 x 145.8 mm</p> <p>Ø 60 mm</p> <p>Black</p>	<input type="checkbox"/>	<input type="checkbox"/>	<input type="checkbox"/>	<input checked="" type="checkbox"/>	8410224A

Application of a rooftop air-conditioning system

The functionality of an air-conditioning system can be found on page 92.

The main components of the air-conditioning system are accommodated in a compact housing. They can be fitted quickly and easily on the vehicle's roof. Webasto rooftop air-conditioning systems are available in different capacities (3.5 to 22 kW).



Air inlet grille
Via the air inlet grille, the air from the cabin is passed into the air-conditioning system.



Control element
You can choose from a wide range of different control elements, from simple control knobs to fully automatic temperature control.



Rooftop air-conditioning system
Compact air-conditioning systems are available in different capacities from 3.5 to 22 kW. The heating function provides additional comfort at low temperatures.



Electrical connection
A matching cable harness simplifies the connection of the control component and air-conditioning components.



Air distributor modules
Our wide selection of air distribution solutions ranges from a simple air distributor plate to the modular system. This allows air to flow out centrally or laterally in the cabin.



Compressor
Choose the most suitable compressor for the power needed from our wide range, details available in Accessories Catalogue.

Refrigerant lines
Choose refrigerant hoses and connections from our wide range to create the optimal configuration of the refrigerant circuit.

Installation kit for compressor
Vehicle-specific installation kits ensure easy fitting and reliable operation of the compressor.

Advantages of rooftop air-conditioning systems

- Compact design
- Optimum harmonization of air-conditioning components
- Quick and easy installation
- Additional comfort options (heating or fresh air)
- Proven, high-quality, standard component

Rooftop air-conditioning systems

From 3.5 kW to 6.2 kW cooling capacity



First-class air-conditioning in commercial vehicles and in construction and agricultural machinery

These rooftop air-conditioning systems are versatile, and can be used for the mini buses, ambulances and fire fighting vehicles and for construction and agricultural machinery. These units are very reliable and have a long service life. There is a wide range of accessories, such as control elements, air ducts and installation sets, available for these air-conditioning systems. The housings of these air-conditioning systems can be painted to match the color of the vehicle.

For complete air-conditioning solutions, the Portofino model has an optional heating function.

- Air-conditioning systems with a cooling capacity of 3.5 kW to 6.2 kW
- Compact construction and aerodynamic design
- High efficiency in relation to the dimensions
- High-quality and reliable components from proven series production processes
- Easy installation and low maintenance



Technical data

Model overview	Compact Cooler 4 E	Portofino	Minsk	Compact Cooler 5	Rimini
Nominal cooling capacity (kW)	3.5	4.0	5.0	5.0	6.2
Heating capacity (optional) (kW)	-	5.0	-	-	-
Refrigerant	R134a		R134a/R1234yf		R134a
Nominal voltage (V)	24	12/24			
Max. operating temperature (°C)	-	45			
Max. total current absorption at 12 V (A)	-	20.0	9.0	15.0	20.0
Max. total current absorption at 24 V (A)	68.0	-	-	-	-
Max. volume flow of evaporator blower (m³/h)	550	400	450	630	550
Dimensions L x W x H (mm)	774 x 1,110 x 215	600 x 900 x 190	505 x 462 x 145	760 x 750 x 165	605 x 800 x 165
Weight (kg)	52.0	15.5	6.0	23.0	23.5
Inlet connection	-	3/4"-16 UNF-2A	-	3/4"-16 UNF-2A	
Outlet connection	-	7/8"-14 UNF-2A	-	7/8"-14 UNF-2A	
Expansion valve	-	Block valve	Angle valve	Block valve	
Additional information		Mounting Kit Heating kit	external connection kit	for variants see table	-
	use table for part No			use table for part No	

Compact Cooler 4 E

Model overview	Scope of delivery	Order number
Compact Cooler 4E 24 V	Air-conditioning system with control element, air distributor plate, standard installation kit	9023838C
Compact Cooler 4E 24 V	Air-conditioning system with control element, air distributor plate, electric thermostat, standard installation	9023839C

Portofino

Model overview	Scope of delivery	Order number
Portofino 12 V	Air-conditioning system	62U003FF081EB
Portofino 24 V		62U003FF082EB
Accessories		
Mounting kit		62U003AA130A
Heating kit		62A031064A

Minsk

Model overview	Scope of delivery	Order number
Minsk 12 V	Evaporator unit	62U003FF083ED
Minsk 24 V		62U003FF124EC
Accessories		
External connection kit	For external refrigerant connection	62A031024A

Compact Cooler 5

Model overview	Scope of delivery	Order number
Compact Cooler 5 12 V	Air-conditioning system with control element, air distributor plate	9023843C
Compact Cooler 5 24 V		9023842C
Compact Cooler 5 12 V	Air-conditioning system with control element, air distributor plate, standard installation kit with 6 m hoses	9023841C
Compact Cooler 5 24 V		9023840C
Compact Cooler 5 24 V	Air-conditioning system with control element, air distributor plate, electronic thermostat, external refrigerant lines	9023846C
Compact Cooler 5 24 V	Air-conditioning system, external refrigerant line	629022993E
Compact Cooler 5 24 V - (R1234yf)	Air-conditioning system, external refrigerant line	6246573A
Accessories		
E-Unit	With electric motor and compressor	9004866D

Rimini

Model overview	Scope of delivery	Order number
Rimini 12 V	Air-conditioning system	62U003FF052EG
Rimini 24 V		62U003FF053EG

The performance data for your application may differ from the nominal values. These depend on various conditions, such as the compressors, the air ducts and the climate. Products are supplied together with product documentation. Unless stated otherwise, the control element is not included.

Rooftop air-conditioning systems

From 8.5 kW to 15.5 kW cooling capacity



Perfect air-conditioning in mini and midi bus

The rooftop air-conditioning systems are designed especially for air-conditioning mini and medium-sized buses with up to 35 seats. These units are very reliable and have a long service life. There is a wide range of accessories, such as control elements, air ducts and installation sets, available for these air-conditioning systems. The housings of these air-conditioning systems can be painted to match the color of the vehicle.

For complete air-conditioning solutions, the Compact Cooler 8, Cool Top 110/140 RT-C and Madrid models have an optional heating function.

- Air-conditioning systems with a cooling capacity of 8.5 kW to 15.5 kW
- Compact construction and aerodynamic design
- High efficiency in relation to the dimensions
- High-quality and reliable components from proven series production processes
- Air distribution via a central duct or two side ducts
- Choose between fresh air and recirculated air (optional)
- Easy installation and low maintenance



Technical data

Model overview	Compact Cooler 8	Cool Top		Smirne	Madrid	
		110 RT-C	140 RT-C			
Cooling performance nominal (kW)	8.5	11.0	14.0	11.7	15.5	
Heating performance (kW)	7.5	12.0		-	20.0	
Refrigerant	R134a					
Nominal voltage (V)	12/24	12		12/24		
Max. current absorption (A) at 12 V (with forced fresh air)	30.0	50.0	80.0	35.0	58.0/90*	
Max. current absorption (A) at 24 V (with forced fresh air)	-	25	40	-	-	
Max. air flow evaporator blower (m³/h) (free blowing)	1,300	1,500 (1,800)	2,000 (2,300)	1,100	2,100	2,500
Dimensions L x W x H (mm)	970 x 1,025 x 197	1,150 x 1,600 x 204		930 x 1,045 x 170	1,280 x 1,790 x 185	
Weight (kg)	32.0	48.0	50.0	33.5	59.0	
Nominal roof radius (mm)	-	5,200		-	7,000	
Inlet connection	3/4" - 16 UNF-2A	7/8" - 14 UNF-2A		3/4" - 16 UNF-2A	7/8" - 14 UNF-2A	
Outlet connection	7/8" - 14 UNF-2A	1-1/16" - 14 UNF-2A		7/8" - 14 UNF-2A	1-1/16" - 14 UNF-2A	
Water connection, Ø (mm)	20.0	18.5		-	16.0	
Expansion valve	Block valve					
Accessories	for variants see table					

* 90A is the absorption of the Madrid with the air flow of 2,500 m³/h.

Compact Cooler 8

Model overview	Scope of delivery	Order number
Compact Cooler 8 24 V	Air-conditioning system with control element, electronic thermostat, heating section, fresh air flap	9022638C
Compact Cooler 8 12 V	Air-conditioning system with control element	9023849B
Compact Cooler 8 24 V	Air-conditioning system with control element, air distributor plate, standard installation kit, with 6 mt hoses	9023850B
Compact Cooler 8 12 V	Air-conditioning system with control element, air distributor plate, standard installation kit, with 6 mt hoses	9023848B
Compact Cooler 8 24 V	Air-conditioning system with control element, electronic thermostat, fresh air flap	9023847B
Compact Cooler 8 24 V	Air-conditioning system with control element, electronic thermostat, fresh air flap	9023854B
Compact Cooler 8 24 V	Air-conditioning system with control element, electronic thermostat	9023852B

Cool Top 110 RT-C/140 RT-C

Model overview	Scope of delivery	Order number
Cool Top 110 RT-C 12 V	Air-conditioning system, manual version (control panel excluded)	6237878D
Cool Top 110 RT-C 12 V	Air-conditioning system, automatic version (control panel excluded)	6238282D
Cool Top 110 RT-C 12 V	Air-conditioning system, automatic version, fresh air (control panel excluded)	6242415B
Cool Top 140 RT-C 12 V	Air-conditioning system, manual version (control panel excluded)	6237944C
Cool Top 140 RT-C 12 V	Air-conditioning system, automatic version (control panel excluded)	6237945D
Cool Top 140 RT-C 24 V	Air-conditioning system, manual version (control panel excluded)	6238286D
Cool Top 140 RT-C 24 V	Air-conditioning system, automatic version (control panel excluded)	6238285D
Cool Top 140 RT-C 12 V	Air-conditioning system, automatic version, fresh air (control panel excluded)	6242974B
Cool Top 140 RT-C 24 V	Air-conditioning system, automatic version, fresh air (control panel excluded)	6242975B

Accessories

Thermal management control	Control head, operating manual	6243687A
Thermal management control plus	Control head, operating manual	6243617A
Heating kit 12 V	Only for automatic version	6240599B
Heating kit 24 V	Only for automatic version	6240600B
Front box kit		6238406A
Condensate drainage kit		6240595A
Lifting kit		6240617A
Drilling template		6240620C
Wiring harness kit		6243879C
Internal air grid black		62U003AA140A
Internal air grid grey		62U003AA141A

Smirne

Model overview	Scope of delivery	Order number
Smirne 12 V	Air-conditioning system, fresh air flap	62U003FF072EF
Smirne 24 V		62U003FF073EF

Madrid

Model overview	Scope of delivery	Order number
Madrid 12 V	Air-conditioning system with 2,100 m³/h volume flow	62U003FF116EG
Madrid 24 V	Air-conditioning system with 2,100 m³/h volume flow	62U003FF117EG
Madrid 12 V	Air-conditioning system with 2,500 m³/h volume flow	62U003FF118EG*
Madrid 24 V	Air-conditioning system with 2,500 m³/h volume flow	62U003FF119EH*

Accessories

Heating kit		62A031033A
-------------	--	------------

* 90A is the absorption of the Madrid with the air flow of 2,500 m³/h.

Rooftop air-conditioning systems

From 19.0 kW to 22.0 kW cooling capacity



Perfect air-conditioning in midi buses

This range of modular rooftop air-conditioning systems is designed for midi buses. The high energy-efficiency and -saving is achieved by an intelligent control of the condenser fans and the compressor. Thanks to the user-friendly maintenance concept, servicing is easier and the life and efficiency of the components are longer. Perfect comfort in all driving conditions is obtained by maintaining a constant supply of fresh air, even at the highest driving speeds. The heating option further increases passenger comfort. Installation is very fast and easy. The housings of these air-conditioning systems can be custom-painted to match the color of the vehicle.

- Air-conditioning systems with a cooling capacity up to 22.0 kW
- Compact and aerodynamic design
- High energy efficiency and innovative concepts
- High-quality and reliable components from proven series production
- Perfect comfort due to constant fresh air supply and optional heating function
- Fast installation and low maintenance concept



Cool Top 190 – 220 RT-C/CXL





Model overview	Scope of delivery	Order number
Cool Top 190 RT-C 12 V	Air-conditioning system, automatic version and fresh air (control panel excluded)	6240853C
Cool Top 190 RT-C 24 V	Air-conditioning system, automatic version and fresh air (control panel excluded)	6241905C
Cool Top 190 RT-CXL 12 V	Air-conditioning system, automatic version and fresh air (control panel excluded)	6242069C
Cool Top 190 RT-CXL 24 V	Air-conditioning system, automatic version and fresh air (control panel excluded)	6242070C
Cool Top 220 RT-C 24 V	Air-conditioning system, automatic version and fresh air (control panel excluded)	6241137C
Cool Top 220 RT-C 24 V	Air-conditioning system, automatic version (control panel excluded) with heating kit installed	6244759A
Accessories		
Thermal management control	Control head, operating manual	6243687A
Thermal management control plus	Control head, operating manual	6243617A
Heating kit 12 V		6241881A
Heating kit 24 V		6241882A
Front box kit		6238406A
Condensate drainage kit		6240595B
Lifting kit		6242258A
Drilling template Cool Top 190 RT-C		6242360A
Drilling template Cool Top 190 RT-CXL/220 RT-C		6241883A
Hoses kit Cool Top 220 RT-C	10 mt hoses + 2 x fitting compressor + 2 x fittings units included	6241889A
Wiring harness kit 20 pins		6243879C
Power circuit 12 V Cool Top 190 (35 mmq)		620282503B
Power circuit 24 V Cool Top 190 (25 mmq)		620282504B
Power circuit 24 V Cool Top 220 (35 mmq)		620282503B

Technical data

Model overview	Cool Top 190 RT-C	Cool Top 190 RT-CXL	Cool Top 220 RT-C
Nominal cooling capacity (kW)	19.0		22.0
Nominal heating capacity (kW)		20.0	
Refrigerant	R134a		
Nominal voltage (V)	12/24		24
Max. current absorption (A) at 12 V (with forced fresh air)	92		–
Max. current absorption (A) at 24 V (with forced fresh air)	46		69
Max. air flow evaporator blower (m³/h) / (free blowing)	3,680	3,680	4,800
Dimensions L x W x H (mm)	1,600 x 2,150 x 200	1,780 x 2,150 x 200	1,780 x 2,150 x 200
Weight (kg)	75	78	80
Nominal roof-radius (mm)	6,000	7,500	
Connection inlet	Fitting 7/8"-14 UNF-2A		
Connection outlet	Fitting 1-1/16"-14 UNF-2A		
Connection water (mm)	18.5		
Expansion valve	Block valve		TXV

Rooftop air-conditioning systems





Control elements








	Portofino	Rimini	Smirne	Madrid	Cool Top 110 RT-C	Cool Top 140 RT-C	Cool Top 190 RT-C	Cool Top 190 RT-CXL	Cool Top 220 RT-C	Order number
	Automatic control element									
12 V, VAC	■	■	■	■						62A04003A
24 V, VAC	■	■	■	■						62A04004A
12 V, HVAC	■		■	■						62A04043A
24 V, HVAC	■		■	■						62A04040A
<ul style="list-style-type: none"> - 108 x 60 x 47 mm (W x H x D) - Electric control: - Internal temperature detector - Ice detector - External temperature detector - Water valve (only HVAC version) - On/off switch, air-conditioning system - Fan speed - Fresh air/recirculated air control - Temperature regulation - External air monitoring 										
	Manual control element									
12 V				■						62A04052A
24 V				■						62A04053A
<ul style="list-style-type: none"> - 120 x 63 x 43 mm (W x H x D) - Electric control: - Water valve - Signal cable (2 m) - On/off switch, air-conditioning system - Fan speed - Fresh air/recirculated air control - Temperature regulation 										
	Manual control element									
12 V	■									62A04054A
24 V	■									62A04055A
<ul style="list-style-type: none"> - 120 x 63 x 43 mm (W x H x D) - Electric control: - Water valve - Signal cable (2 m) - On/off switch, air-conditioning system - Fan speed - Temperature regulation 										
	Automatic control element									
12/24 V					■	■	■	■	■	6243687A
<ul style="list-style-type: none"> - Dimensions 73 x 54 x 23 mm - External air monitoring - Temperature regulation - Internal temperature detector - External temperature detector - On/off switch, air-conditioning system - Water valve (only HVAC version) - Fan speed/automatic and manual - Fresh air/recirculated air control 										
	Automatic control element									
12/24 V					■	■	■	■	■	6243617A
<ul style="list-style-type: none"> - Dimensions 135 x 64 x 40 mm - OLED graphic display - External air monitoring - Temperature regulation - Internal temperature detector - External temperature detector - On/off switch, air-conditioning system - Water valve (only HVAC version) - Fan speed/automatic and manual - Fresh air/recirculated air control 										

	Portofino	Madrid	Order number
	Air-conditioning control element		
12 V, horizontal	■		62A031003B
24 V, horizontal	■		6240304A
12 V, vertical	■		6240301A
<ul style="list-style-type: none"> - 145 x 50 x 5 mm (W x H x D) or 50 x 145 x 5 mm (W x H x D) - Mechanical control: - On/off switch, air-conditioning system - Fan speed - Fresh air/recirculated air control - Temperature regulation 			
	Air-conditioning control element		
Horizontal	■		62A03993B
Vertical	■		62A03992B
<ul style="list-style-type: none"> - 12 V - 100 x 50 x 5 mm (W x H x D) or 50 x 100 x 5 mm (W x H x D) - Mechanical control: - On/off switch, air-conditioning system - Fan speed - Temperature regulation 			
	Air-conditioning control element		
12 V, horizontal	■	■	62A031065A
12 V vertical	■	■	62A031069A
24 V horizontal	■	■	62A031067A
24 V, vertical	■	■	6240303A
<ul style="list-style-type: none"> - 100 x 50 x 5 mm (W x H x D) or 50 x 100 x 5 mm (W x H x D) - Mechanical control: - On/off switch, air-conditioning system - Fan speed - On/off switch, heater 			
	Air-conditioning control element		
12 V, horizontal	■	■	62A031065A
12 V vertical	■	■	62A031069A
24 V horizontal	■	■	62A031067A
24 V, vertical	■	■	6240303A
<ul style="list-style-type: none"> - 100 x 50 x 5 mm (W x H x D) or 50 x 100 x 5 mm (W x H x D) - Mechanical control: - On/off switch, air-conditioning system - Fan speed - On/off switch, heater 			
	Air-conditioning control element		
12 V, horizontal	■	■	62A031065A
12 V vertical	■	■	62A031069A
24 V horizontal	■	■	62A031067A
24 V, vertical	■	■	6240303A
<ul style="list-style-type: none"> - 100 x 50 x 5 mm (W x H x D) or 50 x 100 x 5 mm (W x H x D) - Mechanical control: - On/off switch, air-conditioning system - Fan speed - On/off switch, heater 			

Rooftop air-conditioning systems

Control elements

	Portofino	Minsk	Rimini	Smirne	Madrid	Cool Top 110 RT-C	Cool Top 140 RT-C	Order number
	Air-conditioning control element							
				■	■			62A031063A
				■	■			62A031066A
				■	■			6240300A
				■	■			6240302A
								– 100 x 50 x 5 mm (W x H x D) or – 50 x 100 x 5 mm (W x H x D) – Mechanical control: – On/off switch, air-conditioning system – Fan speed – Recirculated air control
	Air-conditioning control element							
	■	■	■	■	■	■	■	6241975A
	■	■	■	■	■	■	■	6241976A
	■	■	■	■	■	■	■	6241941A
	■	■	■	■	■	■	■	6241974A
								– 12/24 V – 100 x 50 x 5 mm (W x H x D) or – 50 x 100 x 5 mm (W x H x D) – Mechanical control: – On/off switch, air-conditioning system – Fan speed
	Air-conditioning on/off switch							
	■	■	■	■				62A04000B
								– 12/24 V – 52 x 50 x 5 mm (W x H x D) – On/off switch, air-conditioning system
	3-position blower switch							
	■	■	■	■				62A04001A
								– 12/24 V – 53 x 50 x 5 mm (W x H x D) – Mechanical control of fan speed

	Compact Cooler 4 E	Compact Cooler 5	Compact Cooler 8	Order number
	Thermostat switch			
	■	■	■	60ACKIT649A
				12/24 V – Mechanical temperature regulation – Backlight
	Air-conditioning on/off switch			
	■	■	■	66596A
				– 12/24 V – On/off switch, compressor
	3-position blower switch			
	■	■	■	66595A
				– 12/24 V – Fan speed
	Heating control switch			
	■	■	■	67638A
				12/24 V – Mechanical temperature regulation – Backlight
	Heating control switch			
		■		6240086A
				– 12 V – On/off switch
	Fresh air switch			
		■		66984B
				– 12 V – On/off with light
	Fresh air switch			
		■		6240076A
				– 24 V – On/off with light

Different control panels can be suitable for the same unit, please check if all the functions/accessories of the unit are controllable by the selected control panel.

Parking coolers

Cool Top RTE 16 – Cool Top RTE 23



The powerful, flat and lightweight electric parking cooler system for trucks

This powerful rooftop air-conditioning system ensures pleasant temperatures and humidity in truck cabins. Well-rested drivers have demonstrably better concentration and therefore contribute to greater safety on the road. The compressor-driven system is prefilled with refrigerant and is connected to the 24 V vehicle battery. The high performance combined with the lightweight construction and flat design results in one of the best parking coolers.

Installation in the existing roof opening is very simple and saves time. High-quality components set up a high quality standard for parking coolers and ensure a long life with a minimum expenditure on maintenance. The electric parking cooler reduces engine idling times and therefore saves fuel. The low-voltage cutoff ensures that the engine will start.

- Powerful parking cooler system (1.6 – 2.5 kW) with high energy efficiency
- Optimum air distribution and quiet operation
- Lightweight construction
- Flat design enables the installation also on high cabins
- The low-voltage cutoff ensures that the engine will start
- Wide choice of vehicle-specific mounting kits

Control elements

Control from the control panel with LC display
Comfortable adjustment via remote control



Technical data

	Cool Top RTE 16	Cool Top RTE 23
Nominal cooling capacity (kW)	1.6	0.9 – 2.5
Refrigerant	R134a	R134a
Nominal voltage (V)	24	24
Max. current absorption (A) at 24 V	23	17.5 – 51
Max. operating temperature (°C)	45	45
Max. air flow evaporator blower (m³/h) (free blowing)	650	150 – 420
Dimensions condenser L x W x H (mm)	645 x 920 x 140	990 x 730 x 165
Dimensions evaporator L x W x H (mm)	387 x 349 x 165	350 x 355 x 138
Installation height (mm)	142 (depending on cabin type)	163
Weight (kg)	23.4	28

Model overview	Scope of delivery	Order number
Cool Top RTE 16	Air-conditioning system, remote control, technical documentation	IND-CTRTE1600
Cool Top RTE 23	Air-conditioning system, remote control, technical documentation, brackets, wiring, universal internal white plate	4810134A, white 4810135A, red

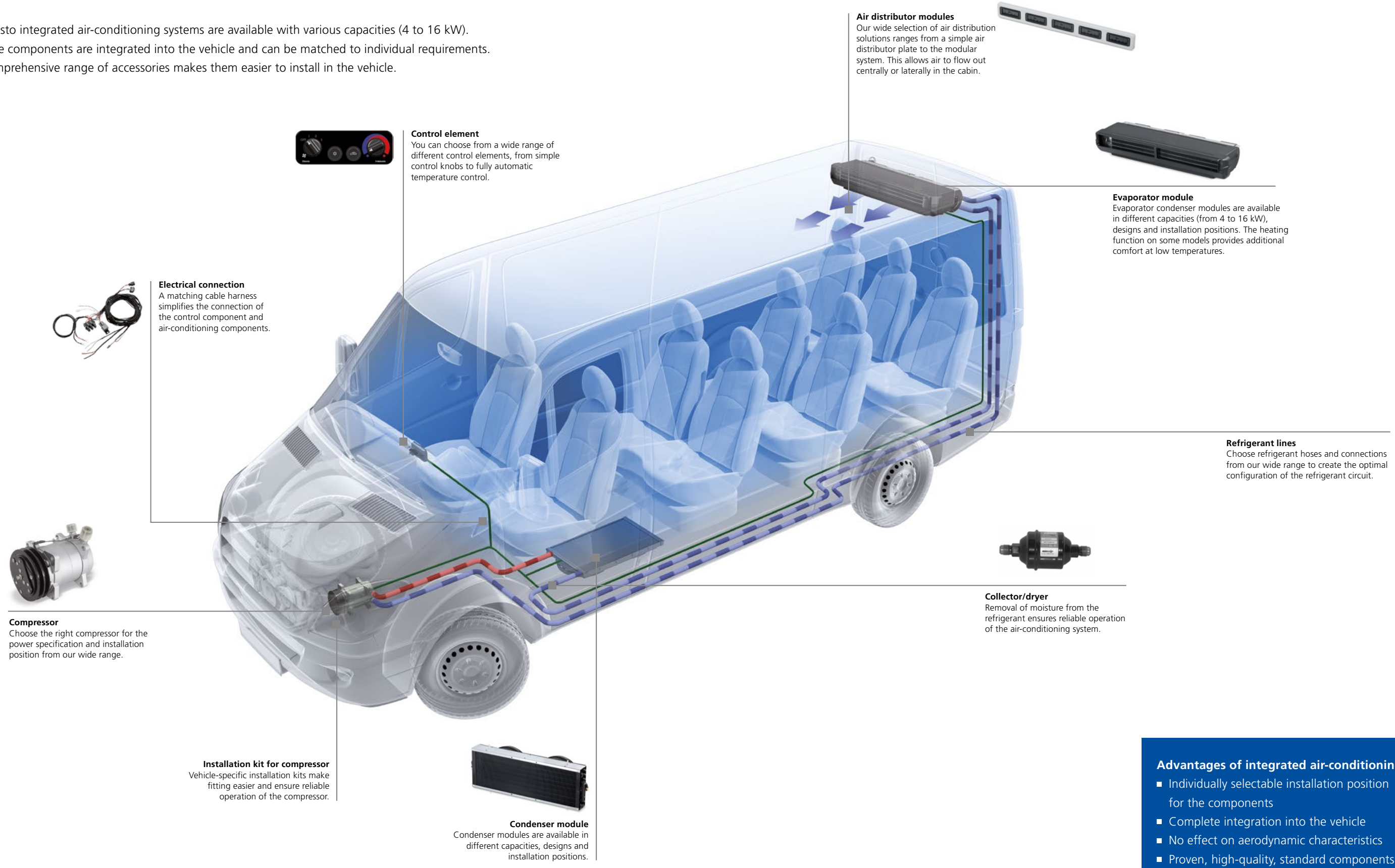
Used for Installation kit vehicle-specific		Order number
RTE-16	DAF XF 105/106 (Super Space Cab)	IND-2-6-1147-2
RTE-16	Iveco Stralis Cube with additional metal frame	IND-2-6-1119-2
RTE-16	Iveco Stralis AT, AD, AS	IND-2-6-1120-2
RTE-16	Iveco Eurocargo MLL High roof	IND-2-6-1120-2
RTE-16	MAN TGX XXL (with/without deflector) MAN TGX XL	IND-2-6-1143-2
RTE-16	MAN TGX XLX (only without deflector) MAN TGA	IND-2-6-1143-2
RTE-16	MAN TGS M/L, LX MAN TGL L, LX MAN TGM L, LX	IND-2-6-1143-2
RTE-16	MAN TGX, TGA, TGS, TGL, TGM with deflector	IND-2-6-1177-2
RTE-16	Mercedes-Benz Actros MP3	IND-2-6-1121-2
RTE-16	Mercedes-Benz Actros MP4	IND-2-6-1136-2
RTE-16	Renault Premium	IND-2-6-1123-2
RTE-16	Renault T	IND-2-6-1139-2
RTE-16	Scania R, P, G, Top E HL	IND-2-6-1116-2
RTE-16	Scania new R, S N-Cab + HL Cab	IND-2-6-1126-2
RTE-16	Iveco Eurocargo MLL flat roof	IND-2-6-1122-2
RTE-16	Iveco Stralis HI-STREET cab with flat roof	IND-2-6-1122-2
RTE-16	Iveco Eurostar* Renault Magnum (old version)	IND-2-6-1122-2
RTE-16	Renault Magnum Classic E Multipass-Cab	IND-2-6-1122-2
RTE-23	Spare part universal internal white plate	9700010202A

All our kits have been conceived and designed for long-distance cabins equipped with bunks generally from 12 tons up.

Application of an integrated air-conditioning system

The functionality of an air-conditioning system can be found on page 92.

Webasto integrated air-conditioning systems are available with various capacities (4 to 16 kW). All the components are integrated into the vehicle and can be matched to individual requirements. A comprehensive range of accessories makes them easier to install in the vehicle.



Control element
You can choose from a wide range of different control elements, from simple control knobs to fully automatic temperature control.



Air distributor modules
Our wide selection of air distribution solutions ranges from a simple air distributor plate to the modular system. This allows air to flow out centrally or laterally in the cabin.



Evaporator module
Evaporator condenser modules are available in different capacities (from 4 to 16 kW), designs and installation positions. The heating function on some models provides additional comfort at low temperatures.



Electrical connection
A matching cable harness simplifies the connection of the control component and air-conditioning components.



Compressor
Choose the right compressor for the power specification and installation position from our wide range.

Installation kit for compressor
Vehicle-specific installation kits make fitting easier and ensure reliable operation of the compressor.



Condenser module
Condenser modules are available in different capacities, designs and installation positions.



Collector/dryer
Removal of moisture from the refrigerant ensures reliable operation of the air-conditioning system.

Refrigerant lines
Choose refrigerant hoses and connections from our wide range to create the optimal configuration of the refrigerant circuit.

- Advantages of integrated air-conditioning systems**
- Individually selectable installation position for the components
 - Complete integration into the vehicle
 - No effect on aerodynamic characteristics
 - Proven, high-quality, standard components

Installation options for integrated air-conditioning systems

In addition to a large selection of standard products, we offer you individually tailored system solutions. We will implement your chosen modifications according to your requirements, e.g. a particular temperature range or a special position for the air-conditioning components in the vehicle. You can rely on our many years of experience in original equipment and retrofitting.

Possible positions for the evaporator

- Under the roof
- Under the dashboard
- Integrated into the roof
- Vertically on the side at the rear
- Vertical
- On the roof

Possible positions for the condenser

- On the roof
- On the underbody
- At the front of the vehicle

The evaporator and the condenser, the two main components of our integrated air-conditioning systems, can be fitted separately in the vehicle – depending on space requirements and use. The various positions available are shown below.

Condenser mounted on the roof

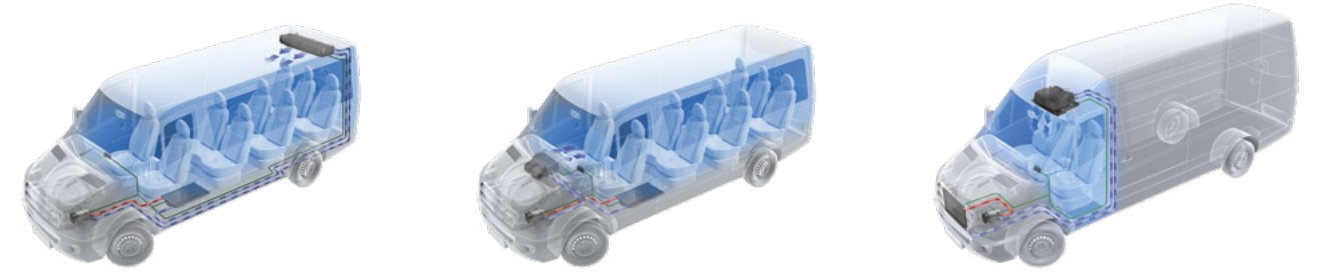


Evaporator under the roof Evaporator under the dashboard Evaporator integrated into the roof



Evaporator vertical on the side at the rear Evaporator vertical

Condenser mounted on the underbody

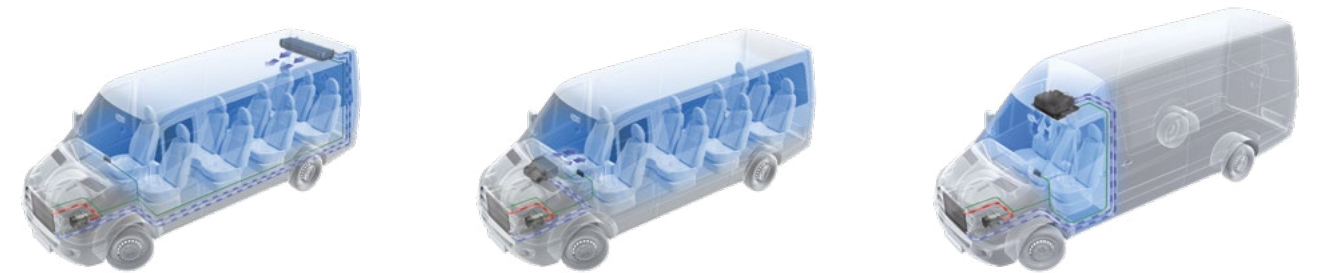


Evaporator under the roof Evaporator under the dashboard Evaporator integrated into the roof



Evaporator vertical on the side at the rear Evaporator vertical

Condenser mounted at the front of the vehicle



Evaporator under the roof Evaporator under the dashboard Evaporator integrated into the roof



Evaporator vertical on the side at the rear Evaporator vertical

Integrated air-conditioning systems

From 4.0 kW to 5.9 kW cooling capacity



Tailor-made air-conditioning solutions for commercial and special vehicles, minibuses, construction machinery and agricultural machinery

The integrated HVAC systems are versatile and can be used for minibuses, ambulances and fire trucks as well as construction and agricultural machinery. Depending on the type of vehicle, these air-conditioning systems can be installed under the dashboard or in the roof liner under the roof or vertically in the rear panel. These air-conditioning systems are very reliable and have a long service life.

The wide range of accessories includes condensers, which can be mounted on the roof or under the chassis, as well as control elements, air ducts and customer-specific installation sets. For a complete air-conditioning solution, the Baltimore, Quebec, Michigan and Milano models have an additional heating function.

- Air-conditioning systems with a cooling capacity of 4.0 to 5.9 kW
- Optimum integration into the vehicle design thanks to versatile installation options
- High efficiency in relation to the dimensions
- High-quality and reliable components from proven series production processes
- Very low maintenance

Technical data

Model overview	Baltimore	Oakland	Osaka	Quebec	Montreal	Michigan	Wyoming	Milano
Nominal cooling capacity (kW)	4.0		4.6	5.0		5.5		5.5
Nominal heating capacity (kW)	2.0	-	-	6.7	-	6.3	-	11.0
Installation position	under the dashboard		vertical			ceiling		under the dashboard
Refrigerant	R134a			R134a – R1324yf		R134a		
Nominal voltage (V)	12/24							
Max. total current absorption at 12 V (A)	7.4		9.5	9.5		13.0	12.7	13.0
Max. volume flow of evaporator blower (m³/h)	450		350			450		
Dimensions L x W x H (mm)	381 x 233 x 126		410 x 165 x 320	370 x 185 x 330	370 x 160 x 350	590 x 380 x 185		414 x 328 x 233
Weight (kg)		3.7	5.5	6.5	5.5	8.7	7.5	6.4
Water connection, Ø (mm)	16	-	-	16	-	16	-	16
Expansion valve	Angle valve			Block valve				
Additional information	-	-	-	control element included				4 connections for 60 mm air hose
				black and grey color	black and grey color			



Baltimore

Model overview	Scope of delivery	Order number
Baltimore 12 V	Air-conditioning system, black, heating function	62U003CF072EC
Baltimore 24 V		62U003CF088EB
Baltimore 12 V	Air-conditioning system, black, vertical installation heating function	62U003CF073EA

Oakland

Model overview	Scope of delivery	Order number
Oakland 12 V	Air-conditioning system, black	62U003FF084ED
Oakland 24 V		62U003FF085ED

Osaka

Model overview	Scope of delivery	Order number
Osaka 12 V	Air-conditioning system, grey	62U003FF069EA
Osaka 24 V	Air-conditioning system, grey	62U003FF070EA

Quebec

Model overview	Scope of delivery	Order number
Quebec 12 V	Air-conditioning system, black, with heating function, without heating valve, with control element	62U003CF030EB
Quebec 24 V		62U003CF031EB
Quebec 12 V	Air-conditioning system, gray, with heating function, without heating valve, with control element	62U003CF043EC
Quebec 12 V – R1234yf		6244372A
Quebec 24 V		62U003CF044EC
Quebec 24 V – R1234yf		6248170A
Quebec 12 V	Air-conditioning system, black, with adjustable heating function, with control element	62U003CF026EB
Quebec 24 V		62U003CF027EB
Quebec 12 V	Air-conditioning system, gray, with adjustable heating function, with control element	62U003CF045EC
Quebec 24 V		62U003CF046EC

Montreal

Model overview	Scope of delivery	Order number
Montreal 12 V	Air-conditioning system, black, with control element	62U003FF030EB
Montreal 24 V		62U003FF031EB
Montreal 12 V	Air-conditioning system, gray, with control element	62U003FF058EB
Montreal 12 V – R1234yf*		6244346A
Montreal 24 V		62U003FF059EA
Montreal 24 V – R1234yf		6248173A

* Dimensions 370 mm x 185 mm x 330 mm

Michigan

Model overview	Scope of delivery	Order number
Michigan 12 V	Air-conditioning system, black, with heating function, with control element	62U003CF057EA
Michigan 24 V		62U003CF058EA

Wyoming

Model overview	Scope of delivery	Order number
Wyoming 12 V	Air-conditioning system, black, with control element	62U003FF078EA
Wyoming 24 V		62U003FF079EA

Milano

Model overview	Scope of delivery	Order number
Milano 12 V	Air-conditioning system, black, with heating function	62U003CF055EC
Milano 24 V		62U003CF056EC

The performance data for your application may differ from the nominal values. These depend on various conditions, such as the compressors, the air ducts and the climate. Products are supplied together with product documentation. Unless stated otherwise, the control element is not included.

Integrated air-conditioning systems

From 6.0 kW to 8.9 kW cooling capacity



Optimum air-conditioning solutions for light-duty vehicles, minibuses and special vehicles

The integrated HVAC systems are versatile and can be used for mini-buses, ambulances and fire trucks as well as construction and agricultural machinery, for example. With a wide variety of installation options – under the dashboard or under the roof, in the roof liner or vertically in the rear panel.

The wide range of accessories includes condensers, which can be mounted on the roof or under the chassis, as well as control elements, air ducts and customer-specific installation sets. For a complete air-conditioning solution, the Oslo, Norway and Paris models have an additional heating function.

- Air-conditioning systems with a cooling capacity of 6.0 to 8.9 kW
- Optimum integration into the vehicle design thanks to versatile installation options
- High efficiency in relation to the dimensions
- High-quality and reliable components from proven series production processes
- Very low maintenance



Technical data

Model overview	Glasgow	Oslo	Norway	Paris	Monaco
Nominal cooling capacity (kW)	6.2		6.3		7.7
Nominal heating capacity (kW)	–	8.5	10.2	6.3	–
Installation position	under the dashboard		vertical	under the dashboard	
Refrigerant	R134a – R1234yf		R134a		
Nominal voltage (V)	12/24				
Max. total current absorption at 12 V (A)	14.8	15.8	16.0	17.6	18.6
Max. volume flow of evaporator blower (m³/h)	650			635	
Dimensions L x W x H (mm)	400 x 360 x 170		425 x 225 x 440	580 x 340 x 128	
Weight (kg)	4.7	5.3	10.0	5.2	4.7
Water connection, Ø (mm)	–	16			–
Expansion valve	Block valve				
Additional information	–	–	control element included	–	–

Glasgow

Model overview	Scope of delivery	Order number
Glasgow 12 V	Air-conditioning system, black	62U003FF054EC
Glasgow 12 V – R1234yf*		6244460A
Glasgow 24 V	Air-conditioning system, black, with thermostat	62U003FF055EC
Glasgow 24 V – R1234yf *		6248154A
Glasgow 12 V	Air-conditioning system, black, with thermostat	6245545A

* Expansion valve sealing plastic hoods included

Oslo

Model overview	Scope of delivery	Order number
Oslo 12 V	Air-conditioning system, black, with heating function	62U003CF041EC
Oslo 12 V – R1234yf*		6244496A
Oslo 24 V	Air-conditioning system, black, with thermostat	62U003CF042EC
Oslo 24 V – R1234yf*		6248161A
Oslo 12 V	Air-conditioning system, black, with thermostat	6241804A

* Expansion valve TXV sealing plastic hoods included

Norway

Model overview	Scope of delivery	Order number
Norway 12 V	Air-conditioning system, gray, with heating function, with control element	62U003CF049EB
Norway 24 V		62U003CF050EB
Norway 24 V	Air-conditioning system, black, with heating function, with control element	62U003CF021EC

Paris

Model overview	Scope of delivery	Order number
Paris 12 V	Air-conditioning system, black, with heating function	62U003CF077EA
Paris 24 V		62U003CF078EA

Monaco

Model overview	Scope of delivery	Order number
Monaco 12 V	Air-conditioning system, black	62U003FF129EA
Monaco 24 V		62U003FF130EA

The performance data for your application may differ from the nominal values. These depend on various conditions, such as the compressors, the air ducts and the climate. Products are supplied together with product documentation. Unless stated otherwise, the control element is not included.

Integrated air-conditioning systems

From 9.0 kW to 11.9 kW cooling capacity



An ideal climate for minibuses with up to 15 seats

These integrated HVAC systems create pleasant conditions for the driver and passengers in minibuses with up to 15 seats. With installation options under the dashboard or under the roof in the roof liner or vertically in the rear panel, these units offer a high degree of flexibility. These units are very reliable and have a long service life.

The wide range of accessories includes condensers, which can be mounted on the roof or under the chassis, as well as control units, air ducts and customer-specific installation sets. For a complete air-conditioning solution, the Ibiza, London and Oxford models have an additional heating function.

- Air-conditioning systems with a cooling capacity of 9.0 to 11.9 kW
- Optimum integration into the vehicle design thanks to versatile installation options
- High efficiency in relation to the dimensions
- High-quality and reliable components from proven series production processes
- Very low maintenance



Technical data

Model overview	Marbella	Ibiza	Vancouver	London	Oxford
Nominal cooling capacity (kW)	9.0			9.5	
Nominal heating capacity (kW)	-	12.0	-	13.0	
Installation position	vertical		under the dashboard		vertical
Refrigerant	R134a		R134a / R1234yf (*)		R134a
Nominal voltage (V)	12 / 24				
Max. total current absorption at 12 V (A)	20.5	21.2	22.0	21.0	17.0
Max. volume flow of evaporator blower (m³/h)	800				
Dimensions L x W x H (mm)	533 x 342 x 176		500 x 372 x 170	550 x 400 x 180	175 x 420 x 560
Weight (kg)	8.0	10.0	6.7	7.7	8.0
Water connection Ø (mm)	-	16	-	16	16
Expansion valve	Block valve				
Air duct connection	-	-	-	-	5 / 7 connections for air duct Ø 60 mm

Marbella

Model overview	Scope of delivery	Order number
Marbella 12 V	Air-conditioning system, black	62U003FF096EB
Marbella 24 V		62U003FF097EB

Ibiza

Model overview	Scope of delivery	Order number
Ibiza 12 V	Air-conditioning system, with heating function, black	62U003CF062EC
Ibiza 24 V		62U003CF080EA

Vancouver

Model overview	Scope of delivery	Order number
Vancouver 12 V	Air-conditioning system, black	62U003FF060EF
Vancouver 12 V - R1234yf*		6244498A
Vancouver 24 V		62U003FF061EF
Vancouver 24 V - R1234yf*	Air-conditioning system, black	6248168A

* Expansion valve TXV sealing plastic hoods included

London

Model overview	Scope of delivery	Order number
London 12 V	Air-conditioning system, black, with heating function	62U003CF047EC
London 12 V - R1234yf*		6244497A
London 24V - R1234yf*		6248166A
London 24 V		62U003CF048EC
London 12 V	Air-conditioning system, black, with thermostat	6245548A
London 24 V	Air-conditioning system, black, with thermostat	6247104A

* Expansion valve TXV sealing plastic hoods included

Oxford

Model overview	Scope of delivery	Order number
Oxford 12 V	Air-conditioning system, with heating function	62U003CF085EB
Oxford 24 V		62U003CF082EB

The performance data for your application may differ from the nominal values. These depend on various conditions, such as the compressors, the air ducts and the climate. Products are supplied together with product documentation. Unless stated otherwise, the control element is not included.

Integrated air-conditioning systems

Slim Profile for perfect roof integration



Webasto's Slim Profile is the first step Webasto has taken to initiate the revolution of design in the off-highway market and marks the next step on Webasto's innovation road. The use of a reversed curved blade fan and slim-profile evaporators and heat-exchangers are the key elements of the design that allows for achieving a height of only 80 mm for the unit. Due to the fan used and the unique design of internal air-handling, the unit outperforms current similar-size units in airflow as well as cooling and heating performance. The Slim profile is designed to be installed in the roof of both agricultural and construction machinery. Due to the slim package dimensions of the unit (842 x 580 x 111 mm) it enables OEMs and cabin manufacturers to fundamentally innovate the design of their cabins. The new Webasto unit, will make it possible to design slim roofs with increased headroom and greater visibility without any loss of comfort. The results of our stringent in-house testing program have clearly demonstrated the capabilities of the unit in terms of performance, durability and regulation-conformity.

The unit is designed to be combined with the Webasto CECU which allows for complete integration of the air-conditioning system into existing control and electronic infrastructure of OEMs thus enabling a seamless user comfort experience. Of course, integrated diagnostic functionalities are offered as well. This unit is followed by the Ultra-Slim Profile concept which goes so far as decreasing the height of the unit again by 50 % to only 40 mm. More information on this unit is available upon request!

Key benefits at a glance:

- New design with clear focus on a slim package with high performance
- 9.5 kW of cooling performance
- 13 kW of heating performance
- Slim design provides for more headroom and increased visibility
- Design can be adapted to individual needs of OEMs and cabin manufacturers



SP80

Model overview	Scope of delivery	Order number
SP80 HVAC R12V BRG	Air-conditioning system, black, with heating function	6244242A
SP80 HVM R12 V BR	Heating system	6244244A

Control element

Model overview	HVAC with fresh air control	HVAC	HV
Part number	62A04052B	62A04054B	62A04069B
12 V			
- 120 x 63 x 43 mm (W x H x D)			
- Electric control			
- Water valve			
- Signal cable (2m)			
- On/off switch, air-conditioning system			
- Fan speed			
- Temperature regulation			

Technical data

Model overview	Slim Profile HVAC	Slime profile HVM
Nominal cooling capacity (kW)	9.5	-
Nominal heating capacity (kW)	13	-
Installation position	Integrated into the roof	
Refrigerant	R134a	-
Nominal voltage (V)	12	-
Operating temperature range (°C)	-20...+60	
Max. total current absorption (A) at 12 V	10	8.2
Max. air flow evaporator blower (m³/h)	615	650
Dimensions L x W x H (mm)	580 x 842 x 111	
Weight (kg)	7.4	6.5
Expansion valve	Block Valve	-
Water connection (mm) Ø	16	
Additional information	with manual control	

Integrated air-conditioning systems

From 12.0 kW to 16.0 kW cooling capacity



Optimum air-conditioning solutions for minibuses with up to 25 seats

These integrated air-conditioning systems create pleasant conditions for the driver and passengers in minibuses with up to 25 seats. With installation options under the dashboard or roof, in the roof liner or vertically in the rear panel, they offer a high degree of flexibility. These units are very reliable and have a long service life. The wide range of accessories includes condensers, which can be mounted on the roof or under the chassis, as well as control elements, air ducts and customer-specific installation sets.

For a complete air-conditioning solution, the Kiev and Monterrey models have an additional heating function.

- Air-conditioning systems with a cooling capacity of 12.0 to 16.0 kW
- Optimum integration into the vehicle design thanks to versatile installation options
- High efficiency in relation to the dimensions
- High-quality and reliable components from proven series production processes
- Very low maintenance

Technical data

Model overview	Riga		Kiev	Moscow	Monterrey		Newport	
Nominal cooling capacity (kW)	12.0	14.0	13.4	13.4	14.0	16.0	14.0	16.0
Nominal heating capacity (kW)	-		11.5	-	14.6		-	
Installation position	under dash or under roof							
Refrigerant	R134a							
Nominal voltage (V)	12/24							
Max. total current absorption at 12 V (A)	31.0		18.0	19.0	39.0		40.0	
Max. volume flow of evaporator blower (m³/h)	1,350		1,000		1,300			
Dimensions L x W x H (mm)	1,240 x 320 x 175		890 x 380 x 170	856 x 355 x 170	925 x 390 x 180			
Weight (kg)	18.0		12.5	11.5	13.5		12.5	
Water connection Ø (mm)	-		16	-	20		-	
Expansion valve	Block valve, 2 tons	Angle valve, 3 tons	Block valve		Block valve, 2 tons	Angle valve, 3 tons	Block valve, 2 tons	Angle valve, 3 tons
Air duct connection	6 connections for 72 mm air hose		-					



Riga

Model overview	Scope of delivery	Order number
Riga 12 V	Air-conditioning system, 2-ton expansion valve, 1 air duct, front distribution, 2 air ducts, top	62U003FF066EC
Riga 12 V	Air-conditioning system, 2-ton expansion valve, 2 air ducts, front distribution, 1 air duct, top	62U003FF067EC
Riga 12 V	Air-conditioning system, 2-ton expansion valve, 3 air duct, front distribution	62U003FF065EC
Riga 24 V		62U003FF068EC
Riga 12 V	Air-conditioning system, 3-ton expansion valve, 3 air duct, front distribution	62U003FF132EA
Riga 24 V		62U003FF133EA

Kiev

Model overview	Scope of delivery	Order number
Kiev 12 V	Air-conditioning system, with heating function	62U003CF051EE
Kiev 24 V		62U003CF052EE

Moscow

Model overview	Scope of delivery	Order number
Moscow 12 V	Air-conditioning system	62U003FF064EB
Moscow 24 V		62U003FF071EB

Monterrey

Model overview	Scope of delivery	Order number
Monterrey 12 V	Air-conditioning system, 2-ton expansion valve, with heating function	62U003CF069EB
Monterrey 24 V		62U003CF070EB
Monterrey 12 V	Air-conditioning system, 3-ton expansion valve, with heating function	62U003CF075EC
Monterrey 24 V		62U003CF076EC




Newport






Model overview	Scope of delivery	Order number
Newport 12 V	Air-conditioning system, 2-ton expansion valve	62U003FF104EE
Newport 24 V		62U003FF105EE
Newport 12 V	Air-conditioning system, 3-ton expansion valve	62U003FF127EE
Newport 24 V		62U003FF128EE

The performance data for your application may differ from the nominal values. These depend on various conditions, such as the compressors, the air ducts and the climate. Products are supplied together with product documentation. The control element is not included.

Integrated air-conditioning systems

Control elements for air-conditioning systems without heating





	Oakland	Osaka	Glasgow	Monaco	Marbella	Vancouver	Riga	Moscow	Newport	Order number
Automatic control element										
	12 VAC	■	■	■	■	■	■	■	■	62A04003A
	24 VAC	■	■	■	■	■	■	■	■	62A04004A
<ul style="list-style-type: none"> - 108 x 60 x 47 mm (W x H x D) - Electric control: <ul style="list-style-type: none"> - Internal temperature detector - Ice detector - External temperature detector - Water valve (only HVAC version) - On/Off switch, air-conditioning system - Fan speed - Fresh air/recirculated air control - Temperature regulation - External air monitoring 										
Air-conditioning control element										
 	Horizontal	■	■	■	■	■	■	■	■	62A03995A
	Vertical	■	■	■	■	■	■	■	■	62A03996B
<ul style="list-style-type: none"> - 12/24 V - 100 x 50 x 5 mm (W x H x D) or 50 x 100 x 5 mm (W x H x D) - Mechanical control: <ul style="list-style-type: none"> - Air-conditioning system control - Fan speed - Length of thermostat cable 1,500 mm 										




	Oakland	Osaka	Glasgow	Monaco	Marbella	Vancouver	Riga	Moscow	Newport	Order number
Air-conditioning control element										
 	Horizontal	■	■	■	■	■	■	■	■	62A03997B
	Vertical	■	■	■	■	■	■	■	■	62A03996B
<ul style="list-style-type: none"> - 12 V - 100 x 50 x 5 mm (W x H x D) or 50 x 100 x 5 mm (W x H x D) - Mechanical control: <ul style="list-style-type: none"> - On/off switch, air-conditioning system - Fan speed 										
Thermostat switch										
	12/24 V	■	■	■	■	■	■	■	■	62A03999A
<ul style="list-style-type: none"> - 51 x 50 x 5 mm (W x H x D) - Mechanical control of air-conditioning system - Length of thermostat cable 1,500 mm 										
Air-conditioning on/off switch										
	12 V	■	■	■	■	■	■	■	■	62A04000B
<ul style="list-style-type: none"> - 52 x 50 x 5 mm (W x H x D) - On/off switch, air-conditioning system 										
3-position blower switch										
	12/24 V	■	■	■	■	■	■	■	■	62A04001A
<ul style="list-style-type: none"> - 53 x 50 x 5 mm (W x H x D) - Mechanical control of fan speed 										

Different control panels can be suitable for the same unit, please check if all the functions/accessories of the unit are controllable by the selected control panel.

Integrated air-conditioning systems

Control elements for air-conditioning systems with heating

	Baltimore	Oslo	Milano	Paris	Ibiza	London	Oxford	Kiev	Monterrey	Order number
Automatic control element										
	12 V, HVAC	■	■	■	■	■	■	■	■	62A04043A
	24 V, HVAC	■	■	■	■	■	■	■	■	62A04040A
<ul style="list-style-type: none"> - 108 x 60 x 47 mm (W x H x D) - Electric control: <ul style="list-style-type: none"> - Internal temperature detector - Ice detector - External temperature detector - Water valve (only HVAC version) - On/Off switch, air-conditioning system - Fan speed - Fresh air/recirculated air control - Temperature regulation - External air monitoring 										
Manual control element										
	12 V	■	■	■	■	■	■	■	■	62A04054A
	24 V	■	■	■	■	■	■	■	■	62A04055A
<ul style="list-style-type: none"> - 120 x 63 x 43 mm (W x H x D) - Electric control: <ul style="list-style-type: none"> - Water valve - Signal cable (2m) - On/Off switch, air-conditioning system - Fan speed - Temperature regulation 										
Air-conditioning control element										
	Horizontal	■	■	■	■	■	■	■	■	62A03993B
	Vertical	■	■	■	■	■	■	■	■	62A03992B
	- 12 V									
	- 100 x 50 x 5 mm (W x H x D) or 50 x 100 x 5 mm (W x H x D)									
<ul style="list-style-type: none"> - Mechanical control: <ul style="list-style-type: none"> - On/Off switch, air-conditioning system - Fan speed - Temperature regulation 										



	Baltimore	Oslo	Milano	Paris	Ibiza	London	Oxford	Kiev	Monterrey	Order number
Air-conditioning control element										
	12 V, horizontal	■	■	■	■	■	■	■	■	62A031065A
	12 V, vertical	■	■	■	■	■	■	■	■	62A031069A
	24 V, horizontal	■	■	■	■	■	■	■	■	62A031067A
	24 V, vertical	■	■	■	■	■	■	■	■	6240303A
<ul style="list-style-type: none"> - 100 x 50 x 5 mm (W x H x D) or 50 x 100 x 5 mm (W x H x D) - Mechanical control: <ul style="list-style-type: none"> - On/off switch, air-conditioning system - Fan speed - On/off switch, heater 										
Air-Conditioning control element										
	Without electric water valve, controller and signal cable, 12/24 V	■	■	■	■	■	■	■	■	62A03998A
	With electric water valve, controller and signal cable, 12 V	■	■	■	■	■	■	■	■	620282129A
<ul style="list-style-type: none"> With electric water valve, controller and signal cable, 24 V - 50 x 5 x 50 mm (W x H x D) - Mechanical control of the water valve of the heater 										
3-position blower switch										
	- 12/24 V	■	■	■	■	■	■	■	■	62A04001A
	- 53 x 50 x 5 mm (W x H x D)									
<ul style="list-style-type: none"> - Mechanical control of fan speed 										

Different control panels can be suitable for the same unit, please check if all the functions/accessories of the unit are controllable by the selected control panel.

Integrated air-conditioning systems

Electroventilated condensers

	Model	Performance (kW)	Dimensions L x W x H (mm)	Description	Current consumption (A)	Weight (kg)	Voltage (V)	Order number
	Trieste	5	575 x 480 x 180	T&F, Fin pitch 3.5 mm	13	8	12	62U00025431E
	Trieste	5	575 x 480 x 180	T&F, Fin pitch 3.5 mm	6	8	24	62U00025433E
	Trieste	6.5	575 x 480 x 180	HTC, Fin pitch 2.5 mm	13	8	12	62U00025455C
	Trieste	6.5	575 x 480 x 180	HTC, Fin pitch 2.5 mm	6	8	24	62U00025457C
	Venezia	2.8	570 x 370 x 150	T&F, Fin pitch 2.5 mm	7	8	12	62U00025322B
	Venezia	2.8	570 x 370 x 150	T&F, Fin pitch 2.5 mm	3	8	24	62U00025386B
	Venezia	5.5	570 x 370 x 150	HTC, Fin pitch 2.5 mm	7	8	12	62U00025315C
	Venezia	5.5	570 x 370 x 150	HTC, Fin pitch 2.5 mm	3	8	24	62U00025327B
	Capri	8	815 x 600 x 150	T&F, Fin pitch 3.5 mm	18	12	12	62U00025430F
	Capri	8	815 x 600 x 150	T&F, Fin pitch 3.5 mm	9	12	24	62U00025432F
	Capri	10.5	815 x 600 x 150	HTC, Fin pitch 2.5 mm	18	12	12	62U00025456E
	Capri	10.5	815 x 600 x 150	HTC, Fin pitch 2.5 mm	9	12	24	62U00025458D
	Napoli	6	830 x 485 x 150	T&F, Fin pitch 2.5 mm	18	12	12	62U00025393B
	Napoli	6	830 x 485 x 150	T&F, Fin pitch 2.5 mm	9	12	24	62U00025326B
	Napoli	11.5	830 x 485 x 150	HTC, Fin pitch 2.5 mm	18	12	12	62U00025316B
	Napoli	11.5	830 x 485 x 150	HTC, Fin pitch 2.5 mm	9	12	24	62U00025317C
	Valencia	12.5	955 x 600 x 150	HTC, Fin pitch 2.82 mm	27	14	12	62U00025437E
	Valencia	12.5	955 x 600 x 150	HTC, Fin pitch 2.82 mm	13	14	24	62U00025438D
	Sicilia	5	690 x 157 x 230	T&F, Fin pitch 2.1 mm	13	8	12	62U00025060E
	Sicilia	5	690 x 157 x 230	T&F, Fin pitch 2.1 mm	6	8	24	62U00025439D
	Verona	5	690 x 157 x 230	T&F, Fin pitch 2.1 mm	13	9.5	12	62U00025258G
	Verona	5	690 x 157 x 230	T&F, Fin pitch 2.1 mm	6	9.5	24	62U00025444A
	Taormina	5	710 x 165 x 180	T&F, Fin pitch 2.1 mm	13	9.5	12	62U00025441A
	Taormina	5	710 x 165 x 180	T&F, Fin pitch 2.1 mm	6	9.5	24	62U00025442A

	Model	Performance (kW)	Dimensions L x W x H (mm)	Description	Current consumption (A)	Weight (kg)	Voltage (V)	Order number
	HTC	6.5	480 x 110 x 350	HTC, Fin pitch 2.5 mm	13	3.7	12	62U00025453A
	HTC	6.5	480 x 110 x 350	HTC, Fin pitch 2.5 mm	6	3.7	24	62025454A
	HTC	5	606 x 110 x 350	HTC, Fin pitch 3.5 mm	18	4.5	12	62U00025427A
	HTC	7	606 x 110 x 350	HTC, Fin pitch 2.5 mm	18	4.5	12	62U00025460A
	HTC	12	606 x 160 x 350	HTC, Fin pitch 2.5 mm	16	7.5	24	62U00025486A
	HTC	12	606 x 160 x 350	HTC, Fin pitch 2.5 mm	32	7.5	12	62U00025472A
	HTC	12	725 x 105 x 450	HTC, Fin pitch 3.5 mm	18	6	12	62U00025426B
	HTC	14	725 x 105 x 450	HTC, Fin pitch 2.5 mm	25	4.6	12	62U00025459C
	HTC	14	725 x 105 x 450	HTC, Fin pitch 2.5 mm	9	4.6	24	62U00025478A

Integrated air-conditioning systems

Air-conditioning kit, including evaporator, for light-duty vehicles

Model	Emissions standard	Model year	Engine displacement	Horse power	Cylinders	Notes	Order number			Kit characteristics	
										Control	Notes
Citroën											
Jumper 2.0 HDI – 2.2 HDI	–		1997	84	4	7)	621F133500EA	62A03898A		Webasto	2)
Jumper 2.0 HDI – 2.2 HDI	–		1997	84	4		621F133500EA	62A03915A		Original	2)
Jumper 2.0 HDI – 2.2 HDI	–		1997	84	4	8)	621F133500EA	62A03955A	62A03898A	Webasto	2)
Jumper 2.0 HDI – 2.2 HDI	–		1997	84	4	8)	621F133500EA	62A03955A	62A03915A	Original	2)
Jumper 2.2 HDI	Euro 4	from 2006	2198	101/120	4	5)	621F134400EB	62A031020B	62A031017A	Original	
Jumper 2.2 HDI	Euro 4	from 2006	2198	101/120	4	5)	621F134400EB	62A031020B	62A031018A	Webasto	
Jumper 2.2 HDI	Euro 5	from 2010	2198	100	4		621C113601EA			Webasto	
Jumper 2.2 HDI	Euro 5	from 2010	2198	100	4		621C113701EA			Original	
Jumper 2.8 HDI (series 244)	–	from 2001 – 2006	2798	127	4		621F130400EB	62A03898A		Webasto	2)
Jumper 2.8 HDI (series 244)	–	from 2001 – 2006	2798	127	4		621F130400EB	62A03915A		Original	2)
Jumper 3.0 HDI	Euro 4	from 2006	2999	157	4	6)	621F134300EB	62A031019A	62A031017A	Original	
Jumper 3.0 HDI	Euro 4	from 2006	2999	157	4	6)	621F134300EB	62A031019A	62A031018A	Webasto	
Jumper 3.0 HDI	Euro 4	from 2006	2999	157	4	5)	621F134300EB	62A031020B	62A031017A	Original	
Jumper 3.0 HDI	Euro 4	from 2006	2999	157	4	5)	621F134300EB	62A031020B	62A031018A	Webasto	
Jumper 3.0 HDI	Euro 5	to 2010	2998	157	4		621F136001EA			Webasto	
Jumper 3.0 HDI	Euro 5	to 2010	2998	157	4		621F136101EA			Original	
Jumper 33-35 2.8 HDI (series 230)	–	from 2000	2798	127	4	9)	621F130400EB	62A03864B			2)
Fiat											
Ducato 2.3 JTD (series 244)	–	from 2001	2286	110	4		621F132400EB	62A03898A		Webasto	2)
Ducato 2.3 JTD (series 244)	–	from 2001	2286	110	4	29)	621F132400EB	62A03915A		Original	2)
Ducato 2.8 JTD (series 244)	–	from 2001	2798	127	4		621F130400EB	62A03898A		Webasto	2)
Ducato 2.8 JTD (series 244)	–	from 2001	2798	127	4	29)	621F130400EB	62A03915A		Original	2)
Ducato 10-14 2.8 TD	–	to 03/1999	2800	122	4		621F1285120EA				2)
Ducato 10-14 2.5 D – 2.5 TDI	–	from 1994	2500	85/116	4		621F1223120EC				2)
Ducato 10-14 2.8 D	–		2800	87	4		621F1285120EA				2)
Ducato 10-14 2.8 JTD (series 230)	–	from 2000	2800	122	4	9)	621F130400EB	62A03864B			2)
Ducato 10-14 2.8 TDI (series 230)	–	from 03/99	2800	122	4	10)	621F130400EB	62A03865B			2)
Ducato 2.0 JTD	–	from 05/2004	1997	84	4	7)	621F133500EA	62A03898A		Webasto	2)
Ducato 2.0 JTD	–	from 05/2004	1997	84	4	7)	621F133500EA	62A03915A		Original	2)
Ducato 2.0 JTD	–	to 05/2004	1997	84	4	8)	621F133500EA	62A03955A	62A03898A	Webasto	2)
Ducato 2.0 JTD	–	to 05/2004	1997	84	4	8)	621F133500EA	62A03955A	62A03915A	Original	2)
Ducato X250 2.0 MJT	Euro 5	from 2010	1956	116	4		621F135601EA			Original	
Ducato X250 2.0 MJT	Euro 5	from 2010	1956	116	4		621F135701EA			Webasto	

Model	Emissions standard	Model year	Engine displacement	Horse power	Cylinders	Notes	Order number			Kit characteristics	
										Control	Notes
Ducato X250 2.2 MJT	Euro 4	from 2006	2198	101	4	5)	621F134400EB	62A031020B	62A031017A	Original	
Ducato X250 2.2 MJT	Euro 4	from 2006	2198	101	4	5)	621F134400EB	62A031020B	62A031018A	Webasto	
Ducato X250 2.3 MJT	Euro 4 / 5	from 2006	2287	120	4	6)	621F134200EB	62A031019A	62A031018A	Webasto	
Ducato X250 2.3 MJT	Euro 4 / 5	from 2006	2287	120	4	6)	621F134200EB	62A031019A	62A031017A	Original	
Ducato X250 2.3 MJT	Euro 4 / 5	from 2006	2287	120	4	5)	621F134200EB	62A031020B	62A031017A	Original	
Ducato X250 2.3 MJT	Euro 4 / 5	from 2006	2287	120	4	5)	621F134200EB	62A031020B	62A031018A	Webasto	
Ducato X250 3.0 MJT	Euro 4 / 5	from 2006	2999	157	4	6)	621F134300EB	62A031019A	62A031018A	Webasto	
Ducato X250 3.0 MJT	Euro 5	from 2010	2998	157	4		621F136001EA			Webasto	
Ducato X250 3.0 MJT	Euro 4 / 5	from 2006	2999	157	4	6)	621F134300EB	62A031019A	62A031017A	Original	
Ducato X250 3.0 MJT	Euro 4 / 5	from 2006	2999	157	4	5)	621F134300EB	62A031020B	62A031017A	Original	
Ducato X250 3.0 MJT	Euro 4 / 5	from 2006	2999	157	4	5)	621F134300EB	62A031020B	62A031018A	Webasto	
Ducato X250 3.0 MJT	Euro 5	from 2010	2998	157	4		621F136101EA			Original	
Isuzu											
NLR-NMR-NLS 85 (small cabin)	Euro 4 / 5	from 2008	2999	150	4		621IS02111EB				2)
NPR 75 5.2 TDI	–	from 2007	5193	190	4		621IS02211EA				2)
NPR85 L gsx (large cabin)	Euro 4 / 5	from 2008	2999	150	4		621IS02011EB				2)
NPR85 (large cabin)	Euro 5 / 6	from 2014	2999	150	4		621IS02611A				2)
NPR85 (narrow cabin)	Euro 5 / 6	from 2014	2999	150	4		621IS02711A				2)
Iveco											
ECO Daily 2.3 HPI	–	to 2010	2286	116	4		621IV02218EA			Original	2)
Eurocargo TECTOR E17	–	to 2006	3920	170	4		621IV00908EA				2)
Eurocargo TECTOR E18	–	to 2006	5880	182	6		621IV00908EA				2)
Eurocargo TECTOR E21	–	to 2006	5880	209	6		621IV00908EA				2)
Eurocargo TECTOR E24	–	to 2006	5880	240	6		621IV00908EA				2)
Eurocargo TECTOR E28	–	to 2006	5880	275	6		621IV00908EA				2)
Mercedes-Benz											
Sprinter 2.2 CDI	–	from 2006	2148	150	4	20)	621MB32400EA	62A031028A			2)
Sprinter 2.2 CDI (also for RHD drive)	–	from 2006	2148	150	4	17)	621MB32400EA	62A031029A			2)
Sprinter 208-308 CDI (engine OM 611)	–	from 2000	2150	82	4		621MB311116ED			Original	2)
Sprinter 211-311 CDI (engine OM 611)	–	from 2000	2150	109	4		621MB311116ED			Original	2)
Sprinter 213-313 CDI (engine OM 611)	–	from 2000	2150	129	4		621MB311116ED			Original	2)
Sprinter 216-316-416 (engine OM 612)	–		2686	156	5		621MB311116ED			Original	2)
Sprinter 3.0 DCI	–	from 2006	2987	184	6	17)	621MB32400EA	62A031061A			2)

Integrated air-conditioning systems

Air-conditioning kit, including evaporator, for light-duty vehicles

Model	Emissions standard	Model year	Engine displacement	Horse power	Cylinders	Notes	Order number			Kit characteristics	
										Control	Notes
Sprinter 308 CDI (engine OM 611)	-	from 2000	2150	79	4		621MB311116ED			Original	2)
Sprinter 316 2.2 CDI (Euro 5) OM651	Euro 5	from 2009	2143	163	4	20)	621MB32400EA	62A031117A			2)
Vito 108 2.2 CDI (engine OM611) (cab only)	-	from 1994 – 2000	2151	82	4	16)	621MB307114ED			Original	2)
Vito 109-111-115 2.2CDI	-	from 2003	2148	108	4		621MB322121EA				2)
Vito 110 2.2 CDI (engine OM 611) (cab only)	-	from 1994 – 2000	2151	102	4	16)	621MB307114ED			Original	2)
Vito 112 2.2 CDI (engine OM 611) (cab only)	-	from 1994 – 2000	2151	122	4	16)	621MB307114ED			Original	2)
Nissan											
INTERSTAR 2.2/2.5 DCI (not prepared)	-	from 2004	2500	120	4	20) 33)	621RE20100EA	62A03967A			2)
INTERSTAR 2.2/2.5 DCI (not prepared)	-	from 2004	2500	120	4	21) 33)	621RE20100EA	62A03968A			2)
INTERSTAR 2.5 DCI	Euro 4	from 2006	2464	120	4	19)	621RE20200EA	62A031030A			2)
Rear evaporator for Primastar 2.0 + air duct kit (suitable only with Webasto solution)	-						62U003FF058EB	623RE89EA			2)
Opel											
Movano 2.2/2.5 DCI (not prepared)	-	from 2003 – 2006	2500	120	4	20) 33)	621RE20100EA	62A03967A			2)
Movano 2.2/2.5 DCI (not prepared)	-	from 2003 – 2006	2500	120	4	21) 33)	621RE20100EA	62A03968A			2)
Movano 2.5 DCI	Euro 4	from 2006	2464	120	4	20)	621RE20200EA	62A031030A			2)
Vivano 2.0 rear evaporator + air duct kit (suitable only with Webasto solution)	-						62U003FF058EB	623RE89EA			
Peugeot											
Boxer 2.0 HDI (version 244)	-	from 05/2004	1997	84	4	7)	621FI33500EA	62A03898A		Webasto	2)
Boxer 2.0 HDI (version 244)	-	from 05/2004	1997	84	4	7)	621FI33500EA	62A03915A		Original	2)
Boxer 2.0 HDI (version 244)	-	to 05/2004	1997	84	4	8)	621FI33500EA	62A03955A	62A03898A	Webasto	2)
Boxer 2.0 HDI (version 244)	-	to 05/2004	1997	84	4	29)	621FI33500EA	62A03955A	62A03915A	Original	2)
Boxer 2.2 HDI	Euro 4	from 2006	2198	101/120	4	5)	621FI34400EB	62A031020B	62A031017A	Original	
Boxer 2.2 HDI	Euro 4	from 2006	2198	101/120	4	5)	621FI34400EB	62A031020B	62A031018A	Webasto	
Boxer 2.2 HDI	Euro 5	to 2010	2198	100	4	5)	621CI13601EA			Webasto	
Boxer 2.2 HDI	Euro 5	to 2010	2198	100	4	5)	621CI13701EA			Original	
Boxer 3.0 HDI	Euro 4	from 2006	2999	157	4	6)	621FI34300EB	62A031019A	62A031017A	Original	
Boxer 3.0 HDI	Euro 4	from 2006	2999	157	4	6)	621FI34300EB	62A031019A	62A031018A	Webasto	
Boxer 3.0 HDI	Euro 4	from 2006	2999	157	4	5)	621FI34300EB	62A031020B	62A031017A	Original	

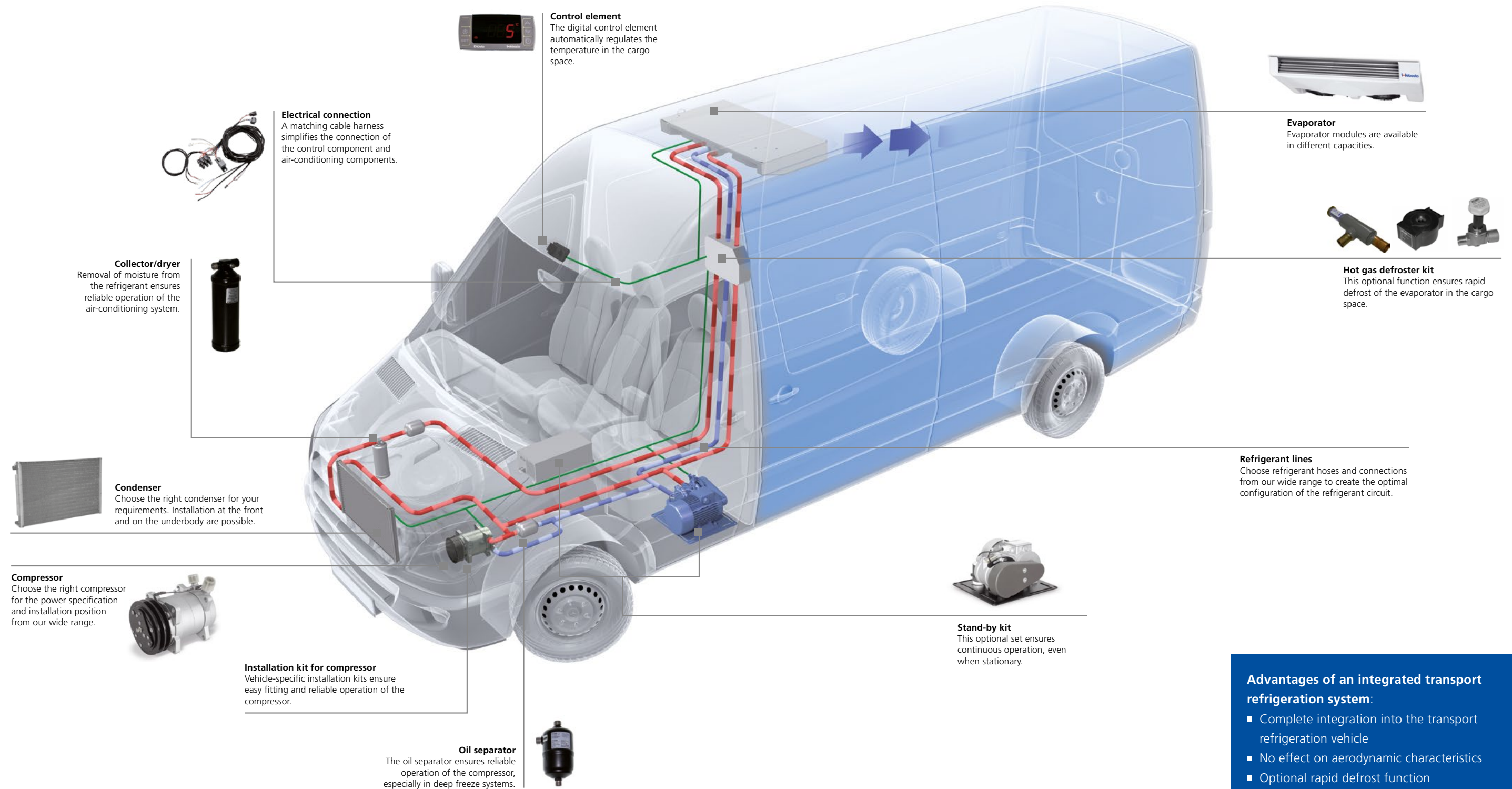
Model	Emissions standard	Model year	Engine displacement	Horse power	Cylinders	Notes	Order number			Kit characteristics	
										Control	Notes
Boxer 3.0 HDI	Euro 4	from 2006	2999	157	4	5)	621FI34300EB	62A031020B	62A031018A	Webasto	
Boxer 3.0 HDI	Euro 5	to 2010	2998	158	4	5)	621FI36001EA			Webasto	
Boxer 3.0 HDI	Euro 5	to 2010	2998	158	4	5)	621FI36101EA			Original	
Boxer 330-350 2.8 HDI	-		2798	127	4	15)	621FI30400EB	62A03864B			2)
Renault											
Master 2.2/2.5 DCI (not prepared)	-	from 2004	2500	120	4	20) 33)	621RE20100EA	62A03967A			2)
Master 2.2/2.5 DCI (not prepared)	-	from 2004	2500	120	4	30) 33)	621RE20100EA	62A03968A			2)
Master 2.3 DCI with PTO	Euro 5	from 2010	1998	125	4	20) 31) 34)	621RE20501EA				2)
Master 2.5 DCI	Euro 4	from 2006	2464	120	4	20)	621RE20200EA	62A031030A			2)
Master/Mascott 3.0 DCI (transversal engine)	-	from 2004	2953	136	4	33)	621RE20100EA	62A03988A			
Trafic 2.0 rear evaporator + air duct kit (suitable only with Webasto solution)	-						62U003FF058EB	623RE89EA			
Volkswagen											
Caddy 1.9/2.0 TDI (engine BKC/BRU/BJB)	-	from 2008	1390	90/105/140	4	27)	621VW22800EA	62A031027B			2)
Crafter 2.0 TDI (incl. bipower)	Euro 5	from 2011	1968	109/163	4	20)	621MB32400EA	62A031109B			
Crafter 2.5	Euro 4	from 2006	2461	136	5	20)	621MB32400EA	62A031043A			
Crafter 2.5 TDI	Euro 4	from 2006	2461	136	5	17)	621VW22501EA				2)
Transporter 1.9 TDI T5 (engine AXB, AXC)	-	from 2003	1898	80	4		621VW21956EC				
Transporter 1.9 TDI T5 (engine BRS, BRR)	-	from 2003	1898	80	4	32)	621VW21956EC				
Transporter T5 2.0 TDI	-	from 2010	1968	102	4		621VW22056EA				

Notes

- For the Euro 5 version separately belt with code 62013716EA needed
- AC unit with manual control
- Additional control wiring kit for Jumpy 2.0 HDI TD
- Only for cars without prepared oil pump
- Wiring harness for not prepared vehicles
- Wiring harness for prepared vehicles
- Kit suitable for new engines with back side power steering pump are identified by chassis number from 7431721dd 04.05.2004
- Kit suitable for old engines with front side power steering pump (former 1FI32300E)
- Additional control wiring kit for Jumper 2.8 HDI series 230
- Additional control wiring kit for Ducato 2.8 JTD series 230
- Vehicles with crankshaft pulley with one groove
- Additional control wiring kit for Scudo 2.0 HDI TD
- Only for cars with prepared oil pump
- Only for cars without prepared oil pump
- Additional control wiring kit for Boxer 2.8 HDI
- Additional kit for cars without REC
- For kit with V5 compressor
- Only vehicles with hydraulic coupling system
- Kit with SP15 (154cc) compressor (included in the 62A031030A)
- Kit with SP15 (154cc) compressor
- Kit with SP10 (110cc) compressor
- Control wiring kit for Expert 2.0 HDI
- Compressor mounting kits for Caddy Gasoline
- Additional kits for vehicle with one radiator fan
- Kit for vehicle with double radiator fan and with Engine Coolant Temperature sensor (G83) situated at the radiator hose
- Kit for vehicle with double radiator fan and with Engine Coolant Temperature sensor (G83) situated behind the alternator
- Unified version (Euro 3, Euro 4)
- Additional kit for vehicles with high original cooling radiator (height 477 mm)
- Original AC panel kit with A/C switch and rear heater switch
- Is necessary only for cabin application, not necessary with a second compressor application
- Power steering, alternator bracket and hoses
- Belt 62013687A must be added
- Only for vehicles with heating BEHR
- Front-Wheel Drive

Application of an integrated transport refrigeration system

Webasto integrated transport refrigeration systems are suitable for fresh produce delivery (> 0 °C) and for deep frozen cargo (< 0 °C). They are available in various capacities up to 3,660 W. An optional stand-by function allows operation independently of the engine. The system components are fully integrated into the vehicle and can be tailored to the individual application and requirements. Vehicle-specific installation kits are available.



- Advantages of an integrated transport refrigeration system:**
- Complete integration into the transport refrigeration vehicle
 - No effect on aerodynamic characteristics
 - Optional rapid defrost function

Transport refrigeration systems

Integrated, battery drive



Battery-operated transport refrigeration system, fully integrated in vehicles with cargo space volumes up to 5 m³ for transporting perishables.

Transport refrigeration systems ensure that perishables can be transported across long distances at optimum temperatures so they arrive at their destination in perfect condition. Suitable for cold and frozen goods (working range -20/+10°C), the Frigo Top 10 is Webasto's unique solution for smaller transport vehicles with an air-conditioning system but no space for an additional compressor in the engine compartment. The compressor, motor and condenser of the compact Frigo Top 10 are completely integrated under the chassis so there is no protrusion that changes your vehicle's visual appearance and fuel is saved. It also features an auto switch-off device with low battery voltage. Powered directly by the vehicle battery, installation is easy, with no need to connect engine-driven compressors and no roof drilling. Proven Webasto quality and reliability are built in, so you can look forward to accustomed efficiency and the all-important long life time.

- Cooling capacity up to 1,135 W
- Automatic temperature regulation and defrost function deliver high efficiency cooling in all temperature ranges
- High-quality reliable components from proven series-production processes
- Easy installation and maintenance
- ATP (Accord Transport Perissable) certification

Technical data

Model overview	Frigo Top 10 I-E	Frigo Top 10 I-ES	Frigo Top 10 I-ESG
Refrigerant	R404A		R452A
Cooling capacity according to ATP standard, at ambient temperature of +30 °C and compartment temperature of 0 °C, in engine/stand-by operation optional (W)	1,022/-	1,022/1,108	1,119/1,135
Cooling capacity according to ATP standard, at ambient temperature of +30 °C and compartment temperature of -10 °C, in engine/stand-by operation optional (W)	722/-	722/776	750/748
Cooling capacity according to ATP standard, at ambient temperature of +30 °C and compartment temperature of -20 °C, in engine/stand-by operation optional (W)	389/-	389/403	352/349
Nominal Voltage (V)	12		
Air Flow in m ³ /h	743		759
Max. Current absorption (A) Engine operation 12 V	65		60
Max. Current absorption (A) Stand-by operation 230 V	-	10	
Dimensions L x W x H (mm) Condenser unit	481 x 265 x 124		
Dimensions L x W x H (mm) Evaporator unit	660 x 530 x 158		
Dimensions L x W x H (mm) Motor compressor	465 x 455 x 240		
Weight (kg) Condenser unit	2.8		
Weight (kg) Evaporator unit	11		
Weight (kg) Motor compressor unit	25.0		

The performance data for your application may differ from the nominal value.

Frigo Top 10

Model overview	Scope of delivery	Order number
Frigo Top 10 I-E 12 V	Transport refrigeration system with refrigerant R404A, including motor-pulley-compressor module, condenser, evaporator, installation kit, without stand-by module, automatic temperature regulation, defrost kit, product documentation*	6235097B
Frigo Top 10 I-ES 12 V/230 V	Transport refrigeration system with refrigerant R404A, including motor-pulley-compressor module, condenser, evaporator, installation kit, with stand-by module, automatic temperature regulation, defrost kit, product documentation*	6232186B
Frigo Top 10 I-ESG 12 V/230 V R452A	Transport refrigeration system with refrigerant R452A, including motor-pulley-compressor module, condenser, evaporator, installation kit, with stand-by module, automatic temperature regulation, defrost kit, product documentation*	6244178A
Accessories		
Cut off device for battery protection specific for Mercedes vehicles	-	6234421A
Vehicle-specific installation kits	Bracket for condenser and motor/compressor module	On request

* To complete the installation: Compressor, compressor mounting kit, compressor fittings – depending on application.

Transport refrigeration systems

Integrated solutions, direct drive



Transport refrigeration system fully integrated into the vehicle.

Optimum component combinations thanks to modular system.

The transport refrigeration systems ensure that perishable goods can be transported over long distances at the optimum temperature and reach their destination in perfect condition. The components of this cooling system, such as evaporators, condensers and compressors as well as a large range of accessories can be combined to give individually tailored solutions. This gives a high degree of flexibility and adaptability to different applications as specified by the customer. With powerful fans, they offer reliability and a long life, important factors in transport refrigeration. Depending on the desired temperature range, the system can be filled with the refrigerant R134a or R404A. An electric motor is available as an option for stand-by operation.

Pordoi

Modular system for almost all light-duty vehicles. The fully integrated design ensures that neither the exterior appearance nor the aerodynamics of the vehicle are negatively affected.

Stand-by module:

The stand-by module is used to keep the transport refrigeration system working at set temperature when the vehicle is still and connected to the power network.

The stand-by module grants the cooling power declared with ATP certification only for the refrigerant R134a.

- Integrated system
- Tailor-made refrigeration units for commercial vehicles with cargo spaces up to 18 m³
- Cooling capacity up to 3,660 W
- Automatic temperature regulation
- High efficiency in all temperature ranges
- High-quality reliable components from proven series production processes
- ATP (Accord Transport Perissable) certification for all units

Technical data

Model overview	Pordoi 2000		Pordoi 3000		Pordoi 4000	
	R404A	R134a	R404A	R134a	R404A	R134a
Refrigerant						
Cooling capacity according to ATP standard, at ambient temperature of +30 °C and compartment temperature of 0 °C, in engine/stand-by operation optional (W)	2,493/753	1,565/1,233	2,799/890	2,203/1,636	3,660/1,133	2,616/1,858
Cooling capacity according to ATP standard, at ambient temperature of +30 °C and compartment temperature of -20 °C, in engine/stand-by operation optional (W)	1,206/-	-	1,332/-	-	1,926/-	-
Cooling capacity according to ATP standard, at ambient temperature of +30 °C and compartment temperature of +5 °C, in engine/stand-by operation optional (W)	-	1,895/1,539	-	2,714/1,994	-	3,101/2,329
Nominal voltage (V)	12					
Air flow (m ³ /h)	670		1,040		1,534	
Max. total current absorption at 12 V, in engine/stand-by operation (A)	(*)/14		(*)/16			
Dimensions Condenser unit Evaporator unit L x W x H (mm)	(*) 660 x 500 x 157		(*) 900 x 500 x 157		(*) 1,000 x 500 x 157	
Weight Condenser unit Evaporator unit (kg)	(*) 7.5		(*) 10.5		(*) 12.5	
Accessories	Stand-by unit (**)					

* Depending on application ** ATP certification is available only for R134a

Pordoi 2000

Model overview	Scope of delivery	Order number
Pordoi 2000	Evaporator unit with refrigerant R404A, product documentation	62U003FF109ED
Pordoi 2000	Evaporator unit with refrigerant R134a, product documentation	62U003FF123EC
Accessories		
Stand-by unit		62U006SB04F

Pordoi 3000

Model overview	Scope of delivery	Order number
Pordoi 3000	Evaporator unit with refrigerant R404A, product documentation	62U003FF111ED
Pordoi 3000	Evaporator unit with refrigerant R134a, product documentation	62U003FF110ED
Accessories		
Stand-by unit		62U006SB04F

Pordoi 4000

Model overview	Scope of delivery	Order number
Pordoi 4000	Evaporator unit with refrigerant R404A, product documentation	62U003FF112ED
Pordoi 4000	Evaporator unit with refrigerant R134a, product documentation	62U003FF113ED
Accessories		
Stand-by unit		62U006SB04F

The performance data for your application may differ from the nominal values.

The following pages contain an overview of the available vehicle-specific installation kits.

These contain a compressor with bracket, condenser with bracket, collector/dryer, pressure switch, cable harness, refrigerant lines and joints.

Transport refrigeration systems

Transport refrigeration kit for integrated solutions

Model	Emissions standard	Model year	Engine displacement	HP	Cylinders	Notes	With original vehicle air-conditioning system	Without original vehicle air-conditioning system	Evaporator to be added	
									Part no.	Evaporator with valve (R134a) P/N
Citroën										
Berlingo 1.6 HDI	Euro 5		1560	75/92	4			x	622HDPE002FB	62U003FF108ED
Jumper 2.2 HDI	Euro 4	from 2006	2198	101	4		x		6231182A	62U003FF110ED
Jumper 2.2 HDI	Euro 4	from 2006	2198	101	4		x		6231182A	62U003FF113ED
Jumper 2.2 HDI	Euro 4	from 2006	2198	101	4			x	622HDFI001FB	62U003FF110ED
Jumper 2.2 HDI	Euro 4	from 2006	2198	101	4			x	622HDFI001FB	62U003FF113ED
Jumper 2.2 HDI	Euro 5	from 2010	2198	100	4			x	622HDCI005FA	62U003FF110ED
Jumper 2.3 MJT	Euro 4	from 2006	2287	120	4		x		621HDFI008EC	62U003FF110ED
Jumper 2.3 MJT	Euro 4	from 2006	2287	120	4		x		621HDFI008EC	62U003FF113ED
Jumper 2.8HDI		from 2001	2798	127	4		x		621HDFI002EA	62U003FF110ED
Jumper 3.0 HDI	Euro 4	from 2006	2999	157	4			x	622HDFI003FB	62U003FF113ED
Jumper 3.0 HDI	Euro 4	from 2006	2999	157	4			x	622HDFI003FB	62U003FF110ED
Jumpy 1.6 HDI	Euro 4	from 2007	1560	90	4		x		621HDFI012EA	62U003FF108ED
Jumpy 1.6 HDI	Euro 4	from 2007	1560	90	4		x		621HDFI012EA	62U003FF110ED
Jumpy 1.6 Blue HDI	Euro 6	from 2016	1560	95-115	4			x	6241866B	62U003FF108ED
Jumpy 1.6 Blue HDI	Euro 6	from 2016	1560	95-115	4			x	6241866B	62U003FF110ED
Jumpy 2.0 HDI	Euro 4	from 2007	1997	120	4		x		621HDFI011EA	62U003FF110ED
Jumpy 2.0 HDI	Euro 4	from 2007	1997	120/136	4			x	622HDFI004FA	62U003FF110ED
Jumpy 2.0 HDI	Euro 5	from 2010	1997	163	4			x	622HDFI011FC	62U003FF110ED
Jumpy 2.0 HDI	Euro 5	from 2010	1997	163	4		x		621HDFI020EA	62U003FF108ED
Jumpy 2.0 HDI	Euro 5	from 2010	1997	163	4		x		621HDFI020EA	62U003FF110ED
Jumpy 2.0 Blue HDI	Euro 6	from 2010	1997	128-163	4			x	6244080A	62U003FF108ED
Jumpy 2.0 Blue HDI	Euro 6	from 2010	1997	128-163	4			x	6244080A	62U003FF110ED
FIAT										
Doblò 1.3 MJT 16 V	Euro 5	from 2010	1248	75	4			x	622HDFI009FA	62U003FF108ED
Doblò 1.3 MJT	Euro 5	from 2010	1248	90	4			x	6240889A	62U003FF108ED
Doblò 1.3 MJ		from 2004	1248	69	4		x		621HDFI003EB	62U003FF108ED
Doblò 1.3 MJ	Euro 4	from 2010	1248	90	4		x		621HDFI014EA	62U003FF108ED
Doblò 1.6 MJ	Euro 4	from 2010	1598	105	4		x		621HDFI015EA	62U003FF108ED
Doblò 1.6 MJ	Euro 4	from 2010	1598	105	4		x		621HDFI015EA	62U003FF110ED
Nuovo Doblò' Cargo 1.6 MJT II	Euro 6	from 2016	1598	95-105	4			x	6242084C	62U003FF108ED
Nuovo Doblò' Cargo 1.6 MJT II	Euro 6	from 2016	1598	95-105	4			x	6242084C	62U003FF110ED
Doblò 1.9 JTD		from 2003	1910	105	4		x		621HDFI007EB	62U003FF108ED
Doblò Cargo 1.3 (69HP) MJ.	Euro 3/4	from 2004	1248	69	4			x	622HDFI012FA	62U003FF108ED
Doblò Cargo 1.4 (120HP) T-Jet Nat	Euro 5/6	from 2011	1368	120	4			x	622HDFI015FA	62U003FF108ED
Doblò Cargo 1.4 (95HP) Benz.	Euro 4	from 2007	1368	95	4		x		622HDFI008FA	62U003FF108ED
Doblò Cargo 1.6 (105HP) MJT	Euro 5		1598	105	4		x		622HDFI006FA	62U003FF108ED
Doblò Cargo 1.9 (105HP) MJT.	Euro 4	from 2007	1910	105	4		x		622HDFI014FA	62U003FF108ED
Doblò Cargo 2.0 (135HP) MJT	Euro 5		1956	135	4			x	622HDFI006FA	62U003FF110ED
Nuovo Doblò' Cargo 2.0 MJT II	Euro 6	from 2016	1956	135	4			x	6242084C	62U003FF108ED
Nuovo Doblò' Cargo 2.0 MJT II	Euro 6	from 2016	1956	135	4			x	6242084C	62U003FF110ED
Ducato 2.0 MJ	Euro 5	from 2007	1956	115	4		x		621HDFI018EA	62U003FF110ED
Ducato 2.0 MJ	Euro 5	from 2008	1956	115	4		x		621HDFI018EA	62U003FF113ED
Ducato 2.0 Mjt (SP15)	Euro 5	from 2011	1956	115	4			x	622HDFI013FA	62U003FF110ED
Ducato 2.0 Mjt (SP15)	Euro 5	from 2011	1956	115	4			x	622HDFI013FA	62U003FF113ED
Ducato 2.0 Mjt (TM15)	Euro 5	from 2011	1956	115	4			x	622HDFI010FA	62U003FF110ED

Model	Emissions standard	Model year	Engine displacement	HP	Cylinders	Notes	With original vehicle air-conditioning system	Without original vehicle air-conditioning system	Evaporator to be added	
									Part no.	Evaporator with valve (R134a) P/N
Ducato 2.0 Mjt (TM15)	Euro 5	from 2011	1956	115	4			x	622HDFI010FA	62U003FF113ED
Ducato 2.2 MJ R134a	Euro 4	from 2006	2198	101	4		x		6231182A	62U003FF110ED
Ducato 2.2 MJ R134	Euro 4	from 2006	2198	101	4		x		6231182A	62U003FF113ED
Ducato 2.2 MJ	Euro 4	from 2006	2198	101	4			x	622HDFI001FB	62U003FF110ED
Ducato 2.2 MJ	Euro 4	from 2006	2198	101	4			x	622HDFI001FB	62U003FF113ED
Ducato 2.3 MJ		from 2006	2287	120	4		x		621HDFI008EC	62U003FF110ED
Ducato 2.3 MJ		from 2006	2287	120	4		x		621HDFI008EC	62U003FF113ED
Ducato 2.8JTD (Serie 244)		from 2003	2798	127	4		x		621HDFI002EA	62U003FF110ED
Ducato X 250 2.2 MJT	Euro 4	from 2006	2287	120	4L			x	622HDFI001FB	62U003FF110ED
Ducato X 250 2.2 MJT	Euro 4	from 2006	2287	120	4L			x	622HDFI001FB	62U003FF113ED
Ducato X250 2.3 MJT	Euro 4/5	from 2006	2287	120	4L			x	6243998A	62U003FF110ED
Ducato X250 2.3 MJT	Euro 4/5	from 2006	2287	120	4L			x	6243998A	62U003FF113ED
Ducato X250 3.0 MJT	Euro 4	from 2006	2999	157	4			x	622HDFI003FB	62U003FF110ED
Ducato X250 3.0 MJT	Euro 4	from 2006	2999	157	4			x	622HDFI003FB	62U003FF113ED
Fiorino 1.3 MJT 16 V	Euro 4	from 2008	1248	75	4			x	6240902A	62U003FF108ED
Fiorino 1.3 MJT 16 V	Euro 5	from 2010	1248	75	4			x	622HDFI009FA	62U003FF108ED
Scudo 1.6 MJ	Euro 4	from 2007	1560	90	4		x		621HDFI012EA	62U003FF108ED
Scudo 1.6 MJ	Euro 4	from 2007	1560	90	4		x		621HDFI012EA	62U003FF110ED
Scudo 1.6 MJ	Euro 4	from 2007	1560	90	4	3)		x	622HDFI007FA	62U003FF108ED
Scudo 1.6 MJ	Euro 4	from 2007	1560	90	4	3)		x	622HDFI007FA	62U003FF110ED
Scudo 2.0 MJ	Euro 4	from 2007	1997	120	4		x		621HDFI011EA	62U003FF110ED
Scudo 2.0 MJ	Euro 4	from 2007	1997	120/136	4			x	622HDFI004FA	62U003FF110ED
Scudo 2.0 MJT/HDI	Euro 5	from 2010	1997	163	4		x		621HDFI020EA	62U003FF108ED
Scudo 2.0 MJT/HDI	Euro 5	from 2010	1997	163	4		x		621HDFI020EA	62U003FF110ED
Ford										
Transit (Custom) 2.2 TDCI	Euro 5	from 2012	2200	100-125	4	10)		x	622HDFO003FA	62U003FF110ED
Transit (Custom) 2.2 TDCI	Euro 5	from 2012	2200	100-125	4	10)		x	622HDFO003FA	62U003FF113ED
Transit (Custom) 2.2 TDCI	Euro 5	from 2012	2200	100-125	4		x		621HDFO006SA	62U003FF110ED
Transit (Custom) 2.2 TDCI	Euro 5	from 2012	2200	100-125	4		x		621HDFO006SA	62U003FF113ED
Transit (Custom) 2,0 EcoBlue	Euro 6	from 2016	1996	105/130/170	4	10)		x	6243086A	62U003FF110ED
Transit (Custom) 2,0 EcoBlue	Euro 6	from 2016	1996	105/130/170	4	10)		x	6243086A	62U003FF113ED
Transit (Custom) 2,0 EcoBlue (Engine YNR6)	Euro 6	from 2016	1996	105/130/170	4	12)		x	6241827A	62U003FF110ED
Transit (Custom) 2,0 EcoBlue (Engine YNR6)	Euro 6	from 2016	1996	105/130/170	4	12)		x	6241827A	62U003FF113ED
Connect 1.5 TDCi (6 gear box)	Euro 6	from 2016	1499	75/100/120	4			x	6241354A	62U003FF108ED
Connect 1.5 TDCi (6 gear box)	Euro 6	from 2016	1499	75/100/120	4			x	6241354A	62U003FF110ED
Transit 2.2 TDCI	Euro 5	from 2012	2198	101	4	4)	x		621HDFO005EB	62U003FF110ED
Transit Connect 1.6 E5 - 6 Speed	Euro 6	from 2014	1560	75 - 95 - 115	4			x	6240604A	62U003FF108ED
Iveco										
Daily 2.3 HPI	Euro 4	2003 - 2006	2286	116	4			x	622HDIV004SA	62U003FF110ED
Daily 2.3 HPI	Euro 4	2003 - 2006	2286	116	4			x	622HDIV004SA	62U003FF113ED
Daily 2.3 HPI	Euro 5/5B+/6	to 05-2014	2286	106/126	4	11)		x	622HDIV005SA	62U003FF110ED

Transport refrigeration systems

Transport refrigeration kit for integrated solutions

Model	Emissions standard	Model year	Engine displacement	HP	Cylinders	Notes	With original vehicle air-conditioning system	Without original vehicle air-conditioning system	Evaporator to be added	
									Part no.	Evaporator with valve (R134a) P/N
Daily 2.3 HPI	Euro 5	to 05-2014	2286	106/126	4			x	622HDIV005SA	62U003FF113ED
Daily 3.0	Euro 5/5b+	to 05-2014	2998	107/150	4			x	622HDIV006SB	62U003FF110ED
Daily 3.0 HPT	Euro 5	to 05-2014	2998	145/170	4		x		621HDIV007EA	62U003FF110ED
Daily 3.0 HPT	Euro 5	to 05-2014	2998	145/170	4		x		621HDIV007EA	62U003FF113ED
Daily 3.0 JTD	-	2003 – 2006	3000	169/177	4			x	622HDIV0015B	62U003FF110ED
Daily 3.0 JTD	-	2003 – 2006	3000	169/177	4			x	622HDIV0015B	62U003FF113ED
Daily 3.1	Euro 5/5b+	from 2010	2998	107/150	4			x	622HDIV006SB	62U003FF113ED
Mercedes-Benz										
Sprinter 2.2 CDI (MB N63)	Euro 4	from 2010	2143	163	4			x	6243136A	62U003FF110ED
Sprinter 2.2 CDI (MB N63)	Euro 4	from 2010	2143	163	4			x	6243136A	62U003FF113ED
Sprinter 2.2 CDI E4 OM 646 DELA	-	2006 – 2009	2148	150	4			x	622HDMB0025B	62U003FF110ED
Sprinter 2.2 CDI E4 OM 646 DELA	-	2006 – 2009	2148	150	4			x	622HDMB0025B	62U003FF113ED
Sprinter 3.0 CDI (Tend. Orig.) OM 642DELA	Euro 4/5/5b+/6	to 2006	2987	184	6			x	622HDMB0095A	62U003FF110ED
Sprinter 3.0 CDI (Tend. Orig.) OM 642DELA	Euro 4/5/5b+/6	to 2006	2987	184	6			x	622HDMB0095A	62U003FF113ED
Sprinter 316 2.2 CDI OM651 DE22LA (not fittable for vehicles BlueEfficiency)	Euro 5	to 2009	2143	163	4			x	622HDMB0085B	62U003FF110ED
Sprinter 316 2.2 CDI OM651 DE22LA (not fittable for vehicles BlueEfficiency)	Euro 5	to 2009	2143	163	4			x	622HDMB0085B	62U003FF113ED
Sprinter 316 NGT M271 E18 ML (MZZ)	Euro 4	from 2009	2987	115/156	4			x	6240094A	
Vito 111-115 2.2 CDI	not defined	from 2003	2148	110-150	4			x	622HDMB0065A	62U003FF110ED
Vito 111-115 2.2 CDI	not defined	from 2003	2148	110-150	4			x	622HDMB0065A	62U003FF113ED
Vito 2.2 CDI (engine OM 646) OM 651 (Euro 5)	Euro 4	from 2003	2148	109	4		x		621HDMB003EC	62U003FF110ED
Vito 2.2 CDI (engine OM 646) OM 651 (Euro 5)	Euro 4	from 2003	2148	109	4		x		621HDMB003EC	62U003FF113ED
Nissan										
Interstar 2.5 DCI	Euro 4	from 2006	2464	120	4			x	622HDRE0015A	62U003FF110ED
Interstar 2.5 DCI	Euro 4	from 2006	2464	120	4			x	622HDRE0015A	62U003FF113ED
NV200 1.5 DCI	Euro 5	from 2010	1462	86	4			x	622HDNI003FA	62U003FF108ED
NV300 1.6 DCi	Euro 5B+/6	from 2016	1598	95-125-145	4			x	6242153A	62U003FF108ED
NV400 2.3	Euro 4/5	from 2010	2298	125	4			x	622HDRE0065A	62U003FF110ED
NV400 2.3	Euro 5B+	from 2010	2298	135-165	4		x	x	6235258A	62U003FF110ED
Primastar 2.0 DCI	Euro 5	from 2010	1995	90-114	4	5)		x	622HDRE0075A	62U003FF108ED
Primastar 2.0 DCI	Euro 5	from 2010	1995	90-115	4		x		621HDRE015A	62U003FF108ED
Primastar 2.0 DCI	Euro 4	from 2006	1995	90	4	6)		x	622HDRE0095A	62U003FF108ED
Opel										
Combo 1.4 Metan	Euro 5	from 2011	1368	120	4			x	622HDFI015FA	62U003FF108ED
Combo 1.6 MJT	Euro 5		1598	105	4			x	622HDFI006FA	62U003FF108ED

Model	Emissions standard	Model year	Engine displacement	HP	Cylinders	Notes	With original vehicle air-conditioning system	Without original vehicle air-conditioning system	Evaporator to be added	
									Part no.	Evaporator with valve (R134a) P/N
Movano 2.3 Twin Turbo	Euro 5B+	from 2010	2298	135-165	4		x	x	6235258A	62U003FF110ED
Movano 2.5 DCI	Euro 4	from 2006	2464	120	4			x	622HDRE0015A	62U003FF110ED
Movano 2.5 DCI	Euro 4	from 2006	2464	120	4			x	622HDRE0015A	62U003FF113ED
Vivaro 1.6 DCi	Euro 5B+/6	from 2016	1598	95-125-145	4			x	6242153A	62U003FF108ED
Vivaro 2.0 DCI	Euro 5	from 2010	1995	90-115	4		x		621HDRE015A	62U003FF110ED
Vivaro 1.6 CDTi Biturbo	Euro 5B+		1598	120-140	4			x	6242153A	62U003FF110ED
Peugeot										
Boxer 2.0 EcoBlue HDI	Euro 6	from 2016	1997		4		x	x	6244132A	62U003FF110ED
Boxer 2.0 EcoBlue HDI	Euro 6	from 2016	1997		4		x	x	6244132A	62U003FF113ED
Boxer 2.2 HDI	Euro 4	from 2006	2198	101	4		x		6231182A	62U003FF110ED
Boxer 2.2 HDI	Euro 4	from 2006	2198	101	4		x		6231182A	62U003FF113ED
Boxer 2.2 HDI	Euro 4	from 2006	2198	101	4			x	622HDFI001FB	62U003FF110ED
Boxer 2.2 HDI	Euro 4	from 2006	2198	101	4			x	622HDFI001FB	62U003FF113ED
Boxer 2.2 HDI	Euro 5	from 2010	2198	100	4			x	622HDCI005FA	62U003FF110ED
Boxer 2.3 MJT	Euro 4	from 2006	2287	120	4		x		621HDFI008EC	62U003FF110ED
Boxer 2.3 MJT	Euro 4	from 2006	2287	120	4		x		621HDFI008EC	62U003FF113ED
Boxer 3.0 HDI	Euro 4	from 2006	2999	157	4			x	622HDFI003FB	62U003FF110ED
Boxer 330-350 2.8HDI	-	from 2003	2798	127	4		x		621HDFI002EA	62U003FF110ED
Expert 1.6 HDI	Euro 4	from 2007	1560	90	4		x		621HDFI012EA	62U003FF108ED
Expert 1.6 HDI	Euro 4	from 2007	1560	90	4		x		621HDFI012EA	62U003FF110ED
Expert 1.6 MJ HDI	Euro 5	from 2011	1560	90	4			x	622HDFI020FA	62U003FF108ED
Expert 1.6 MJ HDI	Euro 5	from 2011	1560	90	4			x	622HDFI020FA	62U003FF110ED
Expert 1.6 Blue HDI	Euro 6	from 2016	1560	95-115	4			x	6241866B	62U003FF108ED
Expert 1.6 Blue HDI	Euro 6	from 2016	1560	95-115	4			x	6241866B	62U003FF110ED
Expert 2.0 HDI	Euro 4	from 2007	1997	120	4		x		621HDFI011EA	62U003FF110ED
Expert 2.0 HDI	Euro 4	from 2007	1997	120/136	4			x	622HDFI004FA	62U003FF110ED
Expert 2.0 MJT/HDI	Euro 5	from 2010	1997	163	4		x		621HDFI020EA	62U003FF108ED
Expert 2.0 MJT/HDI	Euro 5	from 2010	1997	163	4		x		621HDFI020EA	62U003FF110ED
Expert 2.0 HDI	Euro 5	from 2010	1997	163	4			x	622HDFI011FC	62U003FF110ED
Expert 2.0 Blue HDI	Euro 6	from 2010	1997	128-163	4			x	6244080A	62U003FF108ED
Expert 2.0 Blue HDI	Euro 6	from 2010	1997	128-163	4			x	6244080A	62U003FF110ED
Partner 1.6 HDI	Euro 5		1560	75/92	4			x	622HDPE002FB	62U003FF108ED
Renault										
Kangoo 1.5 DCI	Euro 5		1461	75	4		x		621HDRE014EA	62U003FF108ED
Kangoo 1.5 DCI (engine K9K)	Euro 4	from 2008	1461	68/86/105	4		x		621HDRE012EA	62U003FF108ED
Kangoo 1.5 DCI (engine K9K)	Euro 5	from 2011	1461	68/86/105	4			x	622HDRE010FA	62U003FF108ED
Master 2.3 DCI Rear-wheel drive	Euro 5	from 2010	2298	125	4			x	622HDRE0085A	62U003FF110ED
Master 2.3 DCI with PTO R134a	Euro 5	from 2010	2298	125	4			x	622HDRE0065A	62U003FF110ED
Master 2.3 Twin Turbo	Euro 5B+	from 2010	2298	135-165	4		x	x	6235258A	62U003FF110ED
Master 2.5 DCI	Euro 4	from 2006	2464	120	4			x	622HDRE0015A	62U003FF110ED
Trafic 2.0 DCI	Euro 5	from 2010	1995	90-115	4	5)		x	622HDRE0075A	62U003FF110ED
Trafic 2.0 DCI	Euro 5	from 2010	1995	90-115	4		x		621HDRE015A	62U003FF110ED
Trafic 2.0 DCI (not prepared)	-	from 2006	1995	90	4	6)		x	622HDRE0095A	62U003FF110ED
Trafic 1.6 CDTi Single-/Bi-Turbo	Euro 5B+/6	from 2016	1598	95-125-145	4			x	6242153A	62U003FF110ED

Transport refrigeration systems

Transport refrigeration kit for integrated solutions

Model	Emissions standard	Model year	Engine displacement	HP	Cylinders	Notes	With original vehicle air-conditioning system	Without original vehicle air-conditioning system	Evaporator to be added	
									Part no.	Evaporator with valve (R134a) P/N
Volkswagen										
Caddy 1.6 TDI	Euro 4/5	to 09/2015	1598		4			x	6235704A	62U003FF108ED
Caddy 1.9 TDI – 2.0SDI (engine BDJ)	–	from 2004	1968	69	4				62A01001A	
Caddy 2,0 BiFuel	Euro 4/5	to 09/2015	1968		4			x	6235704A	62U003FF108ED
Crafter 2.0 TDI without A/C	Euro 5	from 2009	1968	106/163	4		x		621HDVW005EB	62U003FF110ED
Crafter 2.0 TDI	Euro 5	2006-2011	1968	109-163	4			x	622HDVW004SC	62U003FF110ED
Under chassis condenser kit									62A031023C	
T5 2.0 TDI	Euro 5								6235578A	62U003FF113ED
T5 2.0 TDI 5 gear box	Euro 5	from 2009	1968	82-102	4			x	622HDVW005SA	62U003FF110ED
T5 2.0 TDI Automatic Transmission	Euro 5	from 2009	1968	140-180	4			x	622HDVW007SA	62U003FF110ED

Notes

- 1) Only for neg. temp. (R404A) the kit includes oil separator, wiring resistor and defrost
- 2) Hot gas defrost kit → defrosting of the evaporator fins: For temperature over 5°C the kit is optional, for temperatures lower than 5°C the kit is mandatory, for temperatures between 0 °C and 5 °C the kit is strongly recommended above all when there is a long use of the vehicle or when the door is often opened.
- 3) For vehicles to November 2010 with Euro 4 and with original compressor
- 4) Condenser under chassis
- 5) Verify on the fitting manual if the engine block is correct
- 6) Do not install on Euro 5 vehicles
- 7) Kit for vehicle with one radiator fan
- 8) Additional kit for vehicle with double radiator fan
- 9) Kit under chassis condenser for heavy duty application 62A03966A to be ordered separately
- 10) Front-Wheel Drive
- 11) For Euro 6 installations special care for the positioning of the below chassis condenser must be taken not to interfere with the existing urea filter
- 12) Rear-wheel Drive

General components	Refrigerant	Voltage (V)	Order number
Evaporator unit for Pordoi 2000 – prepared for hot gas defrosting function	R134a		62U003FF108ED
Evaporator unit for Pordoi 2000 – prepared for hot gas defrosting function	R404A		62U003FF109ED
Evaporator unit for Pordoi 3000 – prepared for hot gas defrosting function	R134a		62U003FF110ED
Evaporator unit for Pordoi 3000 – prepared for hot gas defrosting function	R404A		62U003FF111ED
Evaporator unit for Pordoi 4000 – prepared for hot gas defrosting function	R404A		62U003FF112ED
Evaporator unit for Pordoi 4000 – prepared for hot gas defrosting function	R134a		62U003FF113ED
Evaporator unit for Pordoi 4000 – prepared for hot gas defrosting function	R404A	24	62U003FF099EE
Hot gas defrost kit		12	62U003AA133A
Hot gas defrost kit		24	62U003AA144A
Hot gas “light” defrost kit for positive temperatures			62U003AA137A
Low pressure switch kit			62U003AA132B
Oil separator kit			62U003AA044A
Sight glass			62U003AA131A
Wiring resistor to defrost the condensate drain for negative temperatures			62U003AA143A
Controller programming tool			620682827A
New stand-by PS 1000 (60 A – 12 V) w/o accessories			62U006SB04F
Accessories for stand-by			
Oil separator kit			62U003AA044A
Sight glass			62U003AA131A
Hot gas “light” defrost kit for positive temperatures			62U003AA137A
Low pressure switch kit			62U003AA132B
Extension cable			62A031092A

Transport refrigeration systems

Transport refrigeration kit for integrated solutions



Defrost kit

Defrost of the evaporator fins: for temperatures above 5 °C, the kit is optional, for temperatures below that it is obligatory; for temperatures between 0 °C and 5 °C, the kit is strongly recommended/necessary especially when the vehicle is in service for long periods.



De-icing kit

The kit includes a heating wire to keep the evaporator drain hose frost-free allowing a correct drain flow after defrosting.



Low pressure switch

Switches off the compressor when pressure goes below the lowest value.



Oil separator kit

This additional filter must be installed in R404a applications and is recommended when Set Point is < 5 °C.



Liquid line eyes kit

It is used to check the gas inside the system, when bubbles appear the reasons can be:

- Sub cooling not enough
- Refrigerant quantity not good enough
- Condenser overheating (too small)
- Receiver drier too small
- Receiver drier obstructed

As indicated by the order numbers, our transport refrigeration kits contain the following:

Scope of delivery

Transport refrigeration kit
621HD, 622HD...F

- Compressor
- Compressor installation kit
- Condenser with mount for front mounting
- Collector/dryer
- Pressure switch
- Cable harness
- Refrigerant lines and connections

Scope of delivery

Transport refrigeration kit
622HD...S

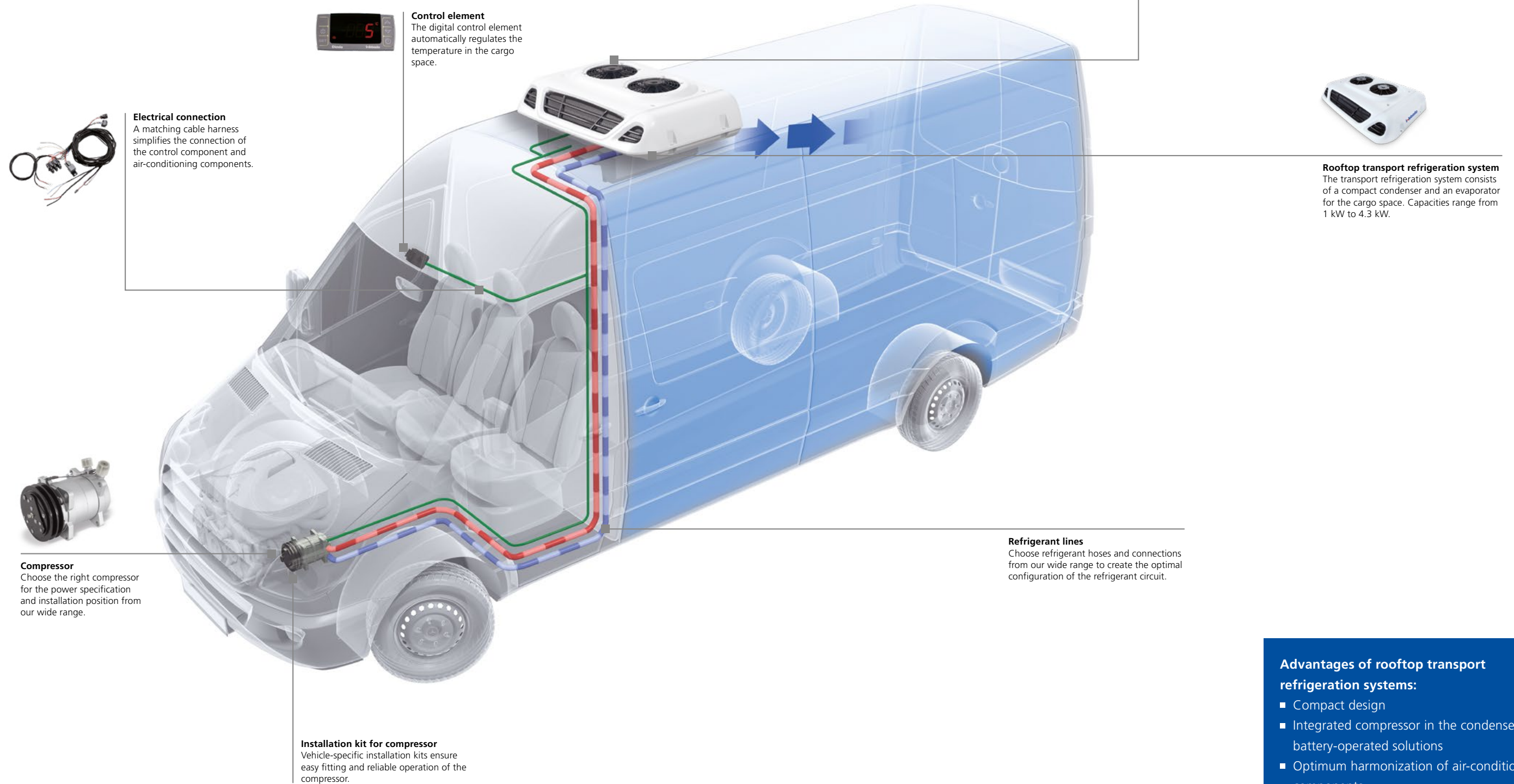
- Compressor
- Compressor installation kit
- Condenser with mount for underbody mounting
- Collector/dryer
- Pressure switch
- Cable harness
- Refrigerant lines and connections

Please note when ordering

- For above-freezing temperatures:
evaporator with refrigerant R134a
- For freezing temperatures:
evaporator with refrigerant R404A

Application of a rooftop transport refrigeration system

The main components of the Webasto rooftop transport refrigeration system are accommodated in a compact, aerodynamic housing. The cooling systems, with capacity options ranging between 1,000 and 5,600 W, are suitable for fresh produce delivery (> 0°C) and for deep frozen cargo (< 0°C). An optional stand-by function allows cooling independently of the engine.



- Advantages of rooftop transport refrigeration systems:**
- Compact design
 - Integrated compressor in the condenser unit of all battery-operated solutions
 - Optimum harmonization of air-conditioning components
 - Quick and easy installation

Transport refrigeration systems

Rooftop solutions, direct drive



Transport refrigeration systems for light-duty vehicles transporting perishable goods. Maximum performance, compact, easy to install, for cargo spaces up to 23 m³.

The transport refrigeration systems ensure that perishable goods can be transported over long distances at the optimum temperature and reach their destination in perfect condition. In these systems, which have been designed for light-duty vehicles with a cargo space for sensitive products, the compressor is integrated into the vehicle. Thanks to a wide range of installation kits, the compressor can be installed in various different vehicle models. With powerful fans, they offer reliability and a long lifetime, important factors in transport refrigeration. Depending on the desired temperature range, the system can be filled with the refrigerant R134a, R404A or R452A.

Frigo Top

The transport refrigeration systems with direct drive, high capacity and very low maintenance requirements for vehicles with cargo spaces up to 23 m³. The flexible solutions are suitable for a very wide range of temperatures.

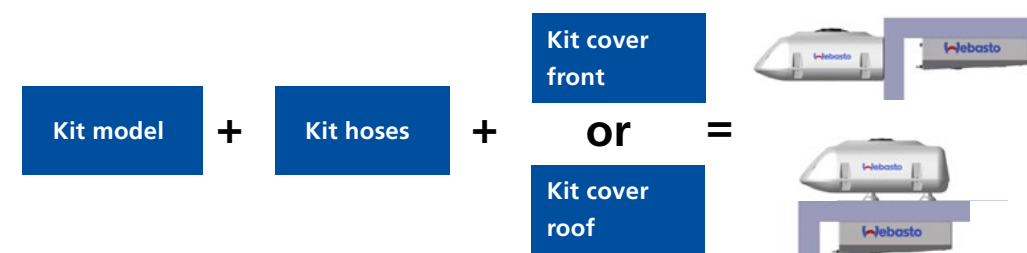
- Transport refrigeration for commercial vehicles with cargo spaces up to 23 m³
- Cooling capacity of up to 4,300 W
- Automatic temperature regulation
- High efficiency in all temperature ranges
- High-quality reliable components from proven series-production processes
- ATP (Accord Transport Perissable) certification for all units with refrigerant R134a and R452A

Technical data

Model overview	Frigo Top 24 RT-D		Frigo Top 36 RT-D		Frigo Top 38 RT-D		Frigo Top 43 RT-D	
Refrigerant	R452A	R134a	R452A	R134a	R404A	R404A	R452A	R404A
Cooling performance nominal (according ATP standard) in W at 30°C ambient temperature and compartment temperature +5°C – Engine operation	–	2528.0	–	3310.0	–	–	–	–
Cooling performance nominal (according ATP standard) in W at 30°C ambient temperature and compartment temperature 0°C – Engine operation	2421.0	2091.0	3674.0	2828.0	3550.0	3800.0	4220.0	4300.0
Cooling performance nominal (according ATP standard) in W at 30°C ambient temperature and compartment temperature -5°C – Engine operation	–	1571.0	–	2286.0	–	–	–	–
Cooling performance nominal (according ATP standard) in W at 30°C ambient temperature and compartment temperature -10°C – Engine operation	1776.0	–	2766.0	–	–	–	3065.0	–
Cooling performance nominal (according ATP standard) in W at 30°C ambient temperature and compartment temperature -20°C – Engine operation	1091.0	–	1512.0	–	1600.0	1600.0	2040.0	2050.0
Nominal Voltage (V)	12							
Installation	Roof	Roof and Front		Roof	Roof and Front		Roof and Front	
Air Flow in m ³ /h	984	1,743		1,743	1,743		1,984	
Max. current absorption (A) Engine operation 12/24 V	21.5/–	42.0/–		31.0/–	42.0/–		42.0/21.0	
Dimensions L x W x H (mm)	900 x 496 x 190		1,115 x 663 x 194		900 x 496 x 190		1,115 x 663 x 194	
Condenser unit (Roof)	–		1,115 x 585 x 194		–		1,115 x 585 x 194	
Condenser unit (Front)	–		1,000 x 500 x 157		–		1,130 x 530 x 158	
Evaporator unit	660 x 530 x 158		–		1,000 x 500 x 57		–	
Weight (kg) – Condenser	15.0	12.0	31.0	28.0	15.0	28.0	31.0	
Weight (kg) – Evaporator unit	10.0		12.5		–		18.5	

Model overview	Scope of delivery	Order number
Kit model Frigo Top 24 RT-D 12 V (R134a)	Condensing unit (with plastic covers) evaporators, accessories box, drilling template, documents	6241858B
Kit model Frigo Top 24 RT-D 12 V (R452A)	Condensing unit (with plastic covers) evaporators, accessories box, drilling template, documents	6241910B
Kit model Frigo Top 36 RT-D 12 V (R134a)	Condensing unit (w/o plastic covers) evaporators, accessories box, drilling template, documents	6242052B
Kit model Frigo Top 36 RT-D 12 V (R452a)	Condensing unit (w/o plastic covers) evaporators, accessories box, drilling template, documents	6242014B
Kit model Frigo Top 36 RT-D 12 V (R404A)	Condensing unit (with plastic covers) evaporators, accessories box, drilling template, documents	6242437B
Kit model Frigo Top 38 RT-D 12 V (R404A)	Condensing unit (w/o plastic covers) evaporators, accessories box, drilling template, documents	6242669B
Kit model Frigo Top 43 RT-D 12 V (R452A)	Condensing unit (w/o plastic covers) evaporators, accessories box, drilling template, documents	6242067B
Kit model Frigo Top 43 RT-D 24 V (R452A)	Condensing unit (w/o plastic covers) evaporators, accessories box, drilling template, documents	6242093B
Kit model Frigo Top 43 RT-D 24 V (R404A)	Condensing unit (w/o plastic covers) evaporators, accessories box, drilling template, documents	6242648B
Kit model Frigo Top 43 RT-D 24 V (R404A)	Condensing unit (w/o plastic covers) evaporators, accessories box, drilling template, documents	6242762B
Kit cover (front mounting) 12/24 V	Upper cover	6242056A
Kit cover (roof mounting) 12/24 V	Upper cover	6242054A
Kit hoses Frigo Top 24 RT-D R134a		6241951B
Kit hoses Frigo Top 24 RT-D R452A		6241947B
Kit hoses Frigo Top 36 RT-D R134a		6242057B
Kit hoses Frigo Top 36 RT-D R404-R452A		6242063B
Kit hoses Frigo Top 38 RT-D R404A		6242063B
Kit hoses Frigo Top 43 RT-D R404A-R452A		6242314B
Accessories		
De-icing kit		
Frigo Top 24		6231058A
Frigo Top 36 – 38		62U003AA143A
Frigo Top 43 12 V		6231060A
Frigo Top 43 24 V		6231061A
Heating kit		
Frigo Top 24 (R452A) – 36 (R404A)		6242400A
Frigo Top 36 (R452A) – 38 (R404A)		6242401A
Frigo Top 43 12 V		6242401A
Frigo Top 43 24 V		6242455A

Configuration for Frigo Top 36 RT-D with R452A & R134a, Frigo Top 38 RT-D, Frigo Top 43 RT-D



Configuration for Frigo Top 24 RT-D, Frigo Top 36 RT-D with R404A



Transport refrigeration systems

Rooftop solutions, battery drive



Compact transport refrigeration systems for light-duty vehicles transporting perishable goods. Reliable solutions for cargo space volumes up to 5 m³.

The transport refrigeration systems ensure that perishable goods can be transported over long distances at the optimum temperature and reach their destination in perfect condition. This product series is designed for light transportation vehicles with a cargo space and built-in air-conditioning system. Both the electric motor and the compressor are integrated into the condenser unit. With powerful fans, they offer reliability and a long lifetime, important factors in transport refrigeration.

Rolle

Battery-operated transport refrigeration systems for smaller vehicles and cargo spaces up to 5 m³. Exceptionally quick and easy to install.

- Transport refrigeration for commercial vehicles with cargo spaces up to 5 m³
- Cooling capacity of up to 1,186 W
- The motor and the compressor are integrated into the condenser unit.
- Automatic temperature regulation high efficiency in all temperature ranges
- High-quality reliable components from proven series-production processes
- ATP (Accord Transport Perissable) certification for all units

Technical data

Model overview	Rolle 2000		Rolle 2000 HD	
	without stand-by unit	with stand-by unit	without stand-by unit	with stand-by unit
Refrigerant	R404A			
Cooling capacity according to ATP standard, at ambient temperature of +30°C and compartment temperature of 0°C, in engine/stand-by operation optional (W)	1,011/-	1,011 / 985	1,186/-	1,186 / 1,059
Cooling capacity according to ATP standard, at ambient temperature of +30°C and compartment temperature of -20°C, in engine/stand-by operation optional (W)	424/-	424/447	508/-	508/477
Nominal voltage (V)	12			
Air flow (m ³ /h)	650			
Max. total current absorption at 12 V, in engine/stand-by operation (A)	80/-	80/5	90/-	90/6
Max. total current absorption, generator (A)	125		140	
Dimensions L x W x H (mm)				
Condenser unit	810 x 540 x 243		810 x 540 x 258	
Evaporator unit	660 x 500 x 157		660 x 500 x 157	
Weight (kg)				
Condenser unit	45	53	47	55
Evaporator unit	7.5	7.5	7.5	7.5

The performance data for your application may differ from the nominal value.

Rolle 2000

Model overview	Scope of delivery	Order number
Rolle 2000	Transport refrigeration system for refrigerant R404A, including condenser, evaporator, installation kit, automatic temperature regulation, product documentation	621RLN2K01EH
Rolle 2000 Stand-by	Transport refrigeration system for refrigerant R404A, including condenser, evaporator, installation kit, automatic temperature regulation, stand-by unit, product documentation	621RLN2K01SEH

Rolle 2000 HD

Model overview	Scope of delivery	Order number
Rolle 2000 HD	Transport refrigeration system for refrigerant R404A, including condenser, evaporator, installation kit, automatic temperature regulation, product documentation	621RLN2K02EF
Rolle 2000 HD Stand-by	Transport refrigeration system for refrigerant R404A, including condenser, evaporator, installation kit, automatic temperature regulation, stand-by unit, product documentation	621RLN2K02SEF

The performance data for your application may differ from the nominal values.

Transport refrigeration systems

Rooftop solutions, direct drive



Refrigeration systems for light-duty vehicles transporting perishable goods. Highest performance, variable and easy installation for cargo space volumes up to 21 m³.

Transport refrigeration systems keep perishables at the perfect temperature so they reach their destination in top condition. Frigo Top is the new generation of transport refrigeration systems with greatly improved functionality. The new model series offers a broad range of variability and thereby meets individual customer requirements. All systems come in 12 V and 24 V versions, with a stand-by operation optionally with 230 V or 400 V and the option of rooftop or front installation. Among other aspects, the optimized product structure features very durable fans and a dual-sided defrosting system. The integrated heat exchanger enhances the unit's cooling capacity. Thus, it ensures powerful cooling even at high outside temperatures. Thanks to the refrigerant R404A, these systems are suitable for both above zero and below zero temperatures and therefore cover a wide range of uses. These systems stand out for their particularly easy and comfortable installation and maintenance. Laterally removable covers facilitate fast and easy access to the components. Moreover, the electronic elements are cost-effectively and easily exchangeable. The compressor is integrated into the engine space.

- Cooling capacity up to 3,836 W
- Automatic temperature regulation
- High efficiency in all temperature ranges
- Stand-by operation optionally with 230 V and 400 V
- Rooftop or front mounting
- Reliable devices with high-quality components made in proven series production
- Easy installation and maintenance
- ATP (Accord Transport Perissable) certification for all units

Technical data

Model overview	Frigo Top 25 RT-DS	Frigo Top 35 RT-DS	Frigo Top 35 RT-DSG	Frigo Top 40 RT-DS
Refrigerant	R404A			
Cooling performance nominal (according ATP standard) in W at 30°C ambient temperature and compartment temperature 0°C Engine operation/stand-by operation	2,347/1,490	3,509/2,412	3,024/2,240	3,836/2,469
Cooling performance nominal (according ATP standard) in W at 30°C ambient temperature and compartment temperature -10°C Engine operation/stand-by operation	1,747/1,105	2,791/1,806	2,319/1,615	2,880/1,836
Cooling performance nominal (according ATP standard) in W at 30°C ambient temperature and compartment temperature -20°C Engine operation/stand-by operation	1,250/730	2,011/1,266	1,626/1,033	2,011/1,283
Nominal voltage (V)	12/230/400	12/24/230/400	12/230/400	12/24/230/400
Air flow in m³/h	850	1,420	1,589	1,960
Max. current absorption (A) Engine operation 12/24 V	15	30/15	30	30/15
Max. current absorption (A) Stand-by operation 230/400 V	8.5/8.5	10.8/10.8	10.8	10.8/10.8
Dimensions L x W x H (mm) Condenser unit	906 x 715 x 262	1,096 x 725 x 278	1,096 x 725 x 278	1,096 x 725 x 278
Dimensions L x W x H (mm) Evaporator unit	660 x 530 x 158	1,130 x 530 x 158	1,130 x 530 x 158	1,130 x 530 x 158
Weight (kg) Condenser unit	55.2	65	65/52.5	66
Weight (kg) Evaporator unit	11.5	18.5	18.5	18.5

* To complete the installation: Compressor, compressor mounting kit, compressor fittings – depending on application.

Frigo Top 25 RT-DS

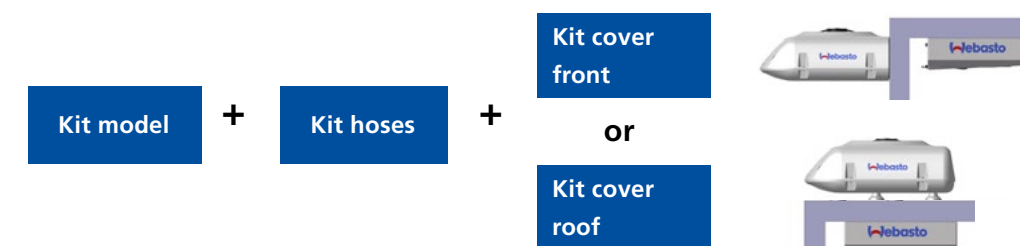
Description	Scope of delivery	Order number
Kit model Frigo Top 25 12 V – 230 V single phase	Condenser unit (w/o plastic covers) evaporator unit, accessories box, drilling template, documents	62345548
Kit model Frigo Top 25 12 V – 400 V three phase	Condenser unit (w/o plastic covers) evaporator unit, accessories box, drilling template, documents	62345708
Kit cover roof mounted Frigo Top 25	Condenser unit (w/o plastic covers) evaporator unit, accessories box, drilling template, documents	6234632A
Kit cover front mounted Frigo Top 25	Condenser unit (w/o plastic covers) evaporator unit, accessories box, drilling template, documents	6234633A
Kit hoses Frigo Top 25	Hoses and joints	6234684A
Accessories		
Kit heating		6234860A
Kit de-icing 12 V Frigo Top 25		6231058A

Frigo Top 35 RT-DS – DSG

Description	Scope of delivery	Order number
Kit model Frigo Top 35 12 V – 230 V single phase R404A	Condenser unit (w/o plastic covers) evaporator unit, accessories box, drilling template, documents	6234749A
Kit model Frigo Top 35 12 V – 230 V single phase gas R452A	Condenser unit (w/o plastic covers) evaporator unit, accessories box, drilling template, documents	6244720A
Kit model Frigo Top 35 24 V – 230 V single phase	Condenser unit (w/o plastic covers) evaporator unit, accessories box, drilling template, documents	6234770A
Kit model Frigo Top 35 12 V – 400 V three phase	Condenser unit (w/o plastic covers) evaporator unit, accessories box, drilling template, documents	6234759B
Kit model Frigo Top 35 24 V – 400 V three phase	Condenser unit (w/o plastic covers) evaporator unit, accessories box, drilling template, documents	6234781B
Kit cover roof mounted Frigo Top 35-40 12 V	Upper/lower cover, grid and fans, accessories bag	6234642A
Kit cover roof mounted Frigo Top 35-40 24 V	Upper/lower cover, grid and fans, accessories bag	6234653A
Kit cover front mounted Frigo Top 35-40 12 V	Upper/lower cover, grid and fans, accessories bag	6234647A
Kit cover front mounted Frigo Top 35-40 24 V	Upper/lower cover, grid and fans, accessories bag	6234678A
Kit hoses Frigo Top 35-40	Hoses and joints	6234685A
Accessories		
Kit heating Frigo Top 35 12 V		6234861A
Kit heating Frigo Top 35 24 V		6234862A
Kit de-icing 12 V Frigo Top 35-40		6231060A
Kit de-icing 24 V Frigo Top 35-40		6231061A

Frigo Top 40 RT-DS

Description	Scope of delivery	Order number
Kit model Frigo Top 40 12 V – 230 V single phase	Condenser unit (w/o plastic covers) evaporator unit, accessories box, drilling template, documents	6234784B
Kit model Frigo Top 40 24 V – 230 V single phase	Condenser unit (w/o plastic covers) evaporator unit, accessories box, drilling template, documents	6234791B
Kit model Frigo Top 40 12 V – 400 V three phase	Condenser unit (w/o plastic covers) evaporator unit, accessories box, drilling template, documents	6234788B
Kit model Frigo Top 40 24 V – 400 V three phase	Condenser unit (w/o plastic covers) evaporator unit, accessories box, drilling template, documents	6234794B
Kit cover roof mounted Frigo Top 35-40 12 V	Upper/lower cover, grid and fans, accessories bag	6234642A
Kit cover roof mounted Frigo Top 35-40 24 V	Upper/lower cover, grid and fans, accessories bag	6234653A
Kit cover front mounted Frigo Top 35-40 12 V	Upper/lower cover, grid and fans, accessories bag	6234647A
Kit cover front mounted Frigo Top 35-40 24 V	Upper/lower cover, grid and fans, accessories bag	6234678A
Kit hoses Frigo Top 35-40	Hoses and joints	6234685A
Accessories		
Kit heating Frigo Top 40 12 V		6234863A
Kit heating Frigo Top 40 24 V		6234864A
Kit de-icing 12 V Frigo Top 35-40		6231060A
Kit de-icing 24 V Frigo Top 35-40		6231061A



Transport refrigeration systems

Rooftop solutions, multi-temperature



Transport refrigeration systems with variable single or multi-temperature application for light-duty commercial vehicles with a cargo space capacity of up to ca. 16 m³. Energy-efficient shipping of perishable goods with different refrigeration requirements.

The requirements for energy efficiency and versatility in transporting refrigerated goods are increasing. Especially the capacity for optimal transport of goods with diverse cooling or refrigeration requirements in one vehicle is becoming ever more important. The Frigo Top 35 RT-DSMT is well-suited for transporting various types of goods at different temperatures. It enables independent, flexible temperature control in separate cargo spaces and can be variably combined with two evaporators (Frigo Top 25 and Frigo Top 35). This ensures perfect, constant refrigeration in the individual cargo spaces. This also applies for light-duty vehicles with removable walls.

The microprocessor control of the compressor and the blowers was enhanced once again in order to boost energy efficiency and extend the lifetime. The extremely flat, space-saving design of the evaporators is also beneficial. The use of standard components that are also used in the Frigo Top 25 and Frigo Top 35 models, ensures very fast availability of spare parts (condensing unit, evaporator, hoses and hose assemblies as well as the fittings).

The devices are designed to be very user-friendly and thus allow for easy, fast and cost-effective installation and maintenance.

- Flexible, suitable for single and multi-temperature use
- Cooling capacity of up to 3,070 W
- Automatic temperature control
- Enhanced energy efficiency, longer operating time
- Stand-by operation optionally with 230 V
- Simple, easy installation and maintenance, lower costs
- Fast availability of devices and spare parts
- ATP (Accord Transport Perissable) accreditation for all devices and their combinations

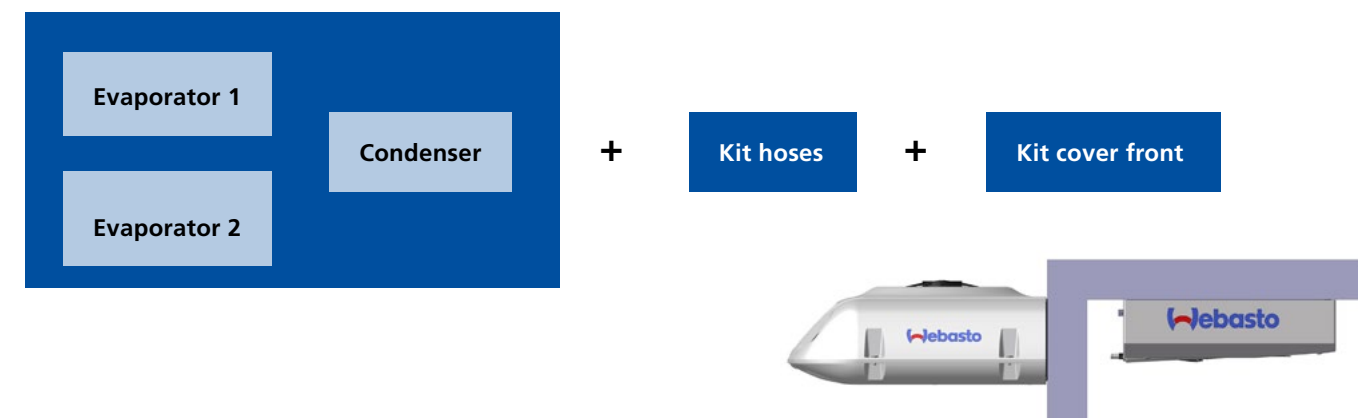
Technical data

Model overview	Frigo Top 35 RT-DSMT*	Frigo Top 35 RT-DSMT**
Refrigerant	R404A	
Cooling performance nominal (according ATP standard) in W at 30°C ambient temperature and compartment temperature 0°C Engine operation/stand-by operation (W)	2,450/1,930	3,070/2,280
Cooling performance nominal (according ATP standard) in W at 30°C ambient temperature and compartment temperature -20°C Engine operation/stand-by operation (W)	1,314/950	1,570/1,020
Nominal voltage (V)	12/230	12/230
Air flow in m ³ /h	930	1760
Max. current absorption (A) Engine operation 12 V	30	37.5
Max. current absorption (A) Stand-by operation 400 V	10.8/-	
Dimensions L x W x H (mm) Condenser unit	1,096 x 725 x 278	
Dimensions L x W x H (mm) Evaporator unit/Evaporator unit 2	(660 x 530 x 158) + (660 x 530 x 158)	(660 x 530 x 158) + (1,130 x 530 x 158)
Weight (kg) Condenser with stand-by	65.0	
Weight (kg) Evaporator unit/Evaporator unit 2	11.5/11.5	11.5/18.5

* With two evaporators Frigo Top 25. ** With evaporators Frigo Top 25 and Frigo Top 35.





Model overview	Scope of delivery	Order number
Frigo Top 35 RT-DSMT 12 V evap Frigo Top 25 + Frigo Top 25	Condensing unit (w/o plastic covers) 2 evaporators, accessories box, drilling template, documents	6238287B
Frigo Top 35 RT-DSMT 12 V evap Frigo Top 25 + Frigo Top 35	Condensing unit (w/o plastic covers) 2 evaporators, accessories box, drilling template, documents	6238288B
Kit cover (front mounting)	Upper/lower cover, grid and fans	6234647A
Kit hoses Frigo Top 35 RT-DSMT evap Frigo Top 25 + Frigo Top 25	Hoses and joints	6238289A
Kit hoses Frigo Top 35 RT-DSMT evap Frigo Top 25 + Frigo Top 35	Hoses and joints	6238290A
Accessories		
Kit de-icing Frigo Top 35 RT-DSMT 12 V evap Frigo Top 25 + Frigo Top 25		6231058A + 6231058A
Kit de-icing Frigo Top 35 RT-DSMT 12 V evap Frigo Top 25 + Frigo Top 35		6231058A + 6231060A
Extension kit 5-16 L = 4 m		6238213A
Extension kit 5-16 L = 6 m		6238215A
Extension kit 5-8 L = 4 m		6238216A
Extension kit 5-8 L = 6 m		6238218A

* To complete the installation: Compressor, compressor mounting kit, compressor fittings – depending on application.



Transport refrigeration systems

The appropriate refrigeration systems for your commercial transport vehicle

				
	Small light-duty vehicle	Medium light-duty vehicle	Big light-duty vehicle	Heavy commercial vehicle
Rolle 2000	Rooftop			
Rolle 2000 with stand-by	Rooftop			
Rolle 2000 HD	Rooftop			
Rolle 2000 HD with stand-by	Rooftop			
Frigo Top 10 I-E	Integrated			
Frigo Top 10 I-ES – ESG	Integrated			
Frigo Top 24 RT-D		Rooftop		
Pordoi 2000		Integrated		
Pordoi 2000 with stand-by		Integrated		
Frigo Top 25 RT-DS		Rooftop		
Frigo Top 36 RT-D		Rooftop		
Pordoi 3000		Integrated		
Pordoi 3000 with stand-by		Integrated		
Frigo Top 35 RT-DS/DSG		Rooftop		
Frigo Top 35 RT-DSMT*		Rooftop		
Frigo Top 35 RT-DSMT**		Rooftop		
Frigo Top 38 RT-D		Rooftop		
Frigo Top 40 RT-DS		Rooftop		
Frigo Top 43 RT-D		Rooftop		
Pordoi 4000			Integrated	
Pordoi 4000 with stand-by			Integrated	

* With two evaporators Frigo Top 25 ** With evaporators Frigo Top 25 and Frigo Top 35

■ Rooftop
 ■ Integrated
 ■ Electric
 ■ Direct Drive

Installation options, features and accessories

	Mounting		Power supply			Use		
	Roof mounting	Integrated	Direct drive	Electric (battery)	AC stand-by (network operation)	Cool and freeze (0°C and -20°C)	Cool (0°C)	Multi-temperature
Rolle 2000	Roof mounting			Electric (battery)				
Rolle 2000 with stand-by	Roof mounting			Electric (battery)				
Rolle 2000 HD	Roof mounting			Electric (battery)				
Rolle 2000 HD with stand-by	Roof mounting			Electric (battery)				
Frigo Top 10 I-E		Integrated						
Frigo Top 10 I-ES – ESG		Integrated						
Frigo Top 24 RT-D	Roof mounting		Direct Drive					
Pordoi 2000		Integrated						
Pordoi 2000 with stand-by		Integrated						
Frigo Top 25 RT-DS	Roof mounting		Direct Drive					
Frigo Top 36 RT-D	Roof mounting		Direct Drive					
Pordoi 3000		Integrated						
Pordoi 3000 with stand-by		Integrated						
Frigo Top 35 RT-DS/DSG	Roof mounting		Direct Drive					
Frigo Top 35 RT-DSMT	Roof mounting		Direct Drive					
Frigo Top 35 RT-DSMT	Roof mounting		Direct Drive					
Frigo Top 38 RT-D	Roof mounting		Direct Drive					
Frigo Top 40 RT-DS	Roof mounting		Direct Drive					
Frigo Top 43 RT-D	Roof mounting		Direct Drive					
Pordoi 4000		Integrated						
Pordoi 4000 with stand-by		Integrated						

HEPA air filtration systems

Compact, lightweight and easy to retrofit



High-efficiency particulate air filters (HEPA) are critical in the prevention of the spread of airborne bacterial and viral organisms. In conjunction with personal protective equipment, this type of filtration greatly reduces the risk of infection for emergency medical service operators.

Webasto filtration systems HFT 200, HFT 300 and HFT 600 are specifically designed to filter the air in the cabin and in the sanitary compartment of ambulances, removing 99.995% particulates corresponding to SARS/COVID-19 virus sizes (0.1 micrometers) and effectively reducing the risk of infection.

Webasto HEPA Filter Top combines two main features to reduce viral loads in ambient air: a very high air volume flow for the rapid and complete filtration of the air every single minute and the extremely high removal efficiency of HEPA H14 filters. The unit complies with the International HEPA Filter standards WHO/CDC/ECDC, requiring 60 air changes per hour for infection control ambulances.

It can be easily installed in any existing emergency or passenger transportation vehicles. Moreover Webasto is uniquely able to offer the same level of HEPA-14 filtration used in ambulances also for passenger transport applications.

Key benefits at a glance:

- Removes 99.995% of airborne infections and contaminants
- HEPA H14 classified filter
- High air exchange rate
- Up to 10 m³ fresh air every minute
- Ultra compact and lightweight
- Hasslefree installation in less than 30 minutes
- Contamination free exchange of H14 filters
- Available in three versions: 200, 300 and 600 m³/h
- Automatic filter monitoring feature
- The material and characteristics of the HEPA filter core meet the requirements of European Medical Devices Directive CE 47/2007
- Meets WHO/CDC/ECDC air filtration guidelines
- CE/UL compliant

Technical data

Heating unit	HFT 300	HFT 600	HFT 200	HFT 200
Nominal voltage (V)	12*	12*	12/24	230
Current consumption@12 V (A)	7.1	14.2	4 (2.1)	na
Max. air flow rate (m ³ /h)	300	600	190	175
Air filter level	H14	H14	H14	H14
MPPS efficiency (%)	99.995	99.995	99.995	99.995
Sound level (db)	69**	70**	66.5	66.5
Dimensions O-D. x L (mm)	200 x 600	200 x 1200	200 x 600	200 x 600
Weight (kg)	5	10.5	5.5	7.4
Installation position	any	horizontal	any	vertical
Temperature range	-20° to +60°	-20° to +60°	-20° to +60°	-20° to +60°

* 24 V available with a DC/DC converter. ** Measured at 1 m distance from the air inlet. Compliance: CE 47/2007 (European Medical Device Directive).

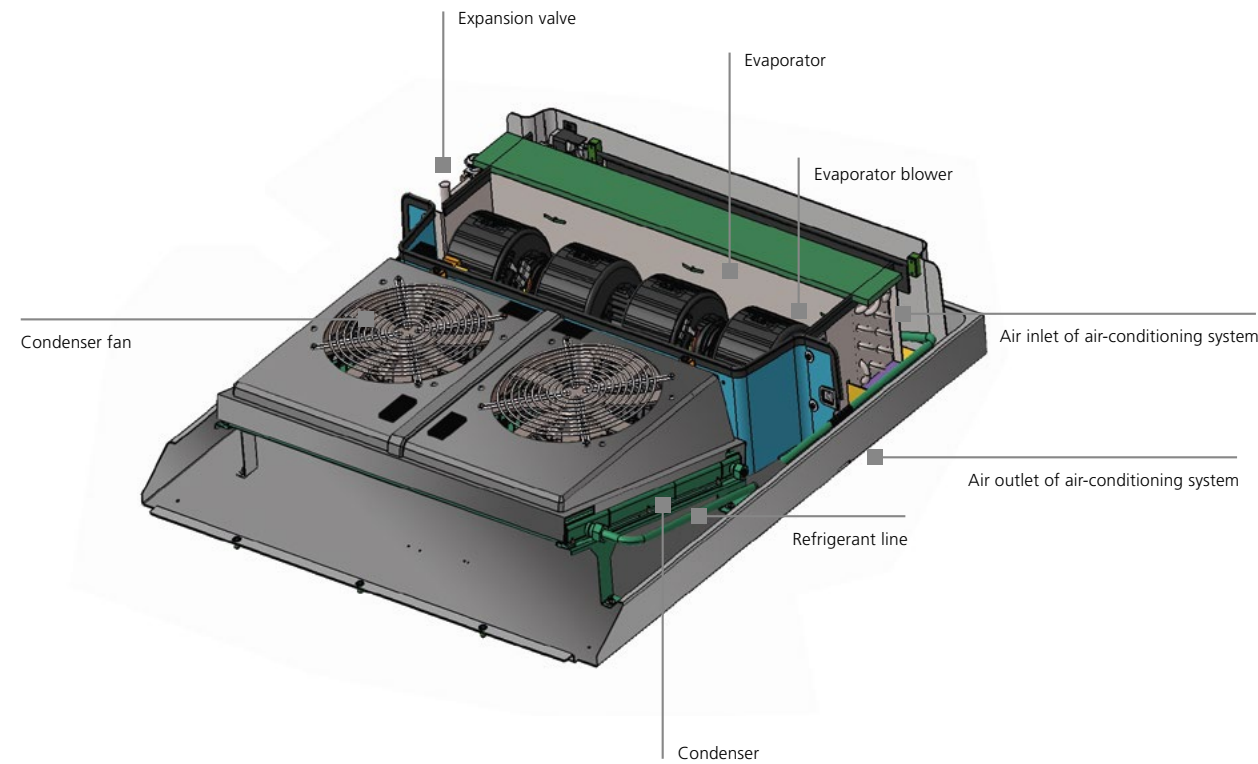
Technical data

Model overview	Scope of delivery	Order number
HFT 300 – with rocker switch control	Air filter with connector, instructions	6245612A
HFT 300 – for dashboard control	Air filter with connector, instructions	6246168A
HFT 600 – for dashboard control	Air filter with connector, instructions	6245613A
HFT 200 12 V – for dashboard control	Air filter with connector, instructions	6247077A
HFT 200 24 V – for dashboard control	Air filter with connector, instructions	6247078A
HFT 200 230 V – indoor stationary version	Air filter with on/off switch, instructions, power supply, holder, 1.5 A delayed fuse, connecting cable 2 mt long	6246313B

Technical data

Accessories	Scope of delivery	Order number
Spare filter kit HFT 300/600		6245615A
Spare filter kit HFT 200		6246659A
Power supply kit 230 – 12 V	Only for HFT 300 and HFT 600	6246252A
Cable plug		6246250A
DC-DC converter 24 – 12 V	Only for HFT 300 and HFT 600	6246336A
On off switch	Only for HFT 300	6246172A
Spare fan 24 V for HFT 200		6246653A
Spare fan 12 V for HFT 200		6246654A
Spare fan 12 V for HFT 300 – 600		6246171A
Additional fixation bracket ring kit	Additional safety bracket for HFT 200-300-600 ceiling installations	6240880A
Fan kit assembly HFT 300 with switch		6246681A
Fan kit assembly HFT 300 – 600 front no switch		6246685A
Fan kit assembly HFT 600 rear		6246683A
Fan kit assembly HFT 200 12 V		6246657A
Fan kit assembly HFT 200 24 V		6246655A
Fan kit assembly HFT 200 230 V		6246661A

Operation of an air-conditioning system



In the closed circuit of the air-conditioning system, a special refrigerant absorbs the heat from the interior of the vehicle and releases it again to the environment at some other point.

In this arrangement, the compressor draws in the gaseous refrigerant, compresses it and drives it into the condenser. There, it is condensed, releasing heat in the process. Via the expansion valve, the liquid refrigerant enters the evaporator, where it changes to the gaseous state, absorbing heat as it does so. The air passed across the evaporator by the blower cools and is discharged into the interior of the vehicle. Depending on the design of the equipment, recirculated air from the vehicle or fresh air from the environment can be used for this purpose.

The transport refrigeration system also operates on the same principle. In this case, an additional stand-by kit is generally connected and maintains the cooling function when the engine is not running.

Webasto subsidiaries and representatives

Head Office

Webasto Thermo & Comfort SE

Friedrichshafener Straße 9
82205 Gilching
Phone: +49 89 85794-0
www.webasto.com

Argentina

FRIBA TECNOLOGÍA S.A.

Av. Pavón 4080/84
C1253AAY Buenos Aires
Phone: +54 11 49242117
www.friba.com.ar

Australia

Webasto Thermo & Comfort

Australia Pty. Ltd.
423-427 The Boulevard
NSW 2232 Kirrawee
Phone: +61 2 85364800
www.webasto.com.au

Austria

Webasto Fahrzeugtechnik G.m.b.H.

Jochen-Rindt-Straße 19
1230 Vienna
Phone: +43 1 6043780
www.webasto.at

Benelux

Webasto Thermo & Comfort

Benelux B.V.
Constructieweg 47
8263 BC Kampen
Phone: +31 38 3371137
www.webasto.nl

Brazil

ACA – Ar Condicionado Automotivo

661, R. Henrique Gonzaga de Souza
Neto
Guatupê, São José dos Pinhais
PR, 83060-460, Brazil
Phone: +55 41 3098-8686
www.aca.ind.br

Bulgaria

Rhea MP GmbH

ul. Boris Iliev 17
1839 Sofia
Phone: +359 2 9420555
www.rheamp.com

China

Webasto Thermo & Comfort Technology (Beijing) Co. Ltd.

A 2105, Building 2,
Boya International Center
No. 1 Lize Zhongyi Road
Chaoyang District
100102 Beijing
Phone: +86 10 84782320
www.webasto.cn

Czech Republic

Webasto Fahrzeugtechnik Gesellschaft m.b.H.,

odšt pny závod
U Elektry 830/2b
198 00 Praha 9
Phone: +420 241045462
www.webasto.cz

Denmark

Webasto Thermo & Comfort Denmark A/S

Islevdalvej 180
2610 Rødovre/Copenhagen
Phone: +45 44522000
www.webasto.dk

Estonia

AS KG KNUTSSON

Saeveski 12
11214 Tallinn
Phone: +372 6 519300
www.kgk.ee

Finland

Oy Kaha AB

Ansatie 2
01740 Vantaa
Phone: +358 9 615 6800
www.kaha.fi

France

Webasto Thermo & Comfort

France S.A.S.

PA Estuaire Sud
Rue du Camp d'Aviation
44320 Saint Viaud
Phone: +33 (0) 1 69 13 84 00
www.webasto-france.fr

Germany

Webasto Thermo & Comfort SE

Friedrichshafener Straße 9
82205 Gilching
Phone: +49 (0) 395 5592-229
www.webasto.de

Great Britain

Webasto Thermo & Comfort UK Ltd.

White Rose Way
South Yorkshire
Doncaster DN4 5JH
Phone: +44 (0) 1302 322232
www.webasto.co.uk

Webasto subsidiaries and representatives

Greece

SYSTEMS S.A.

73rd, Agias Annis street
18233 Rentis
Phone: +30 210 3472105
www.systemssa.gr

Hungary

Fahrzeugtechnik

Gesellschaft m.b.H.

Magyarországi Fióktelepe
Madarász Viktor u.
47-49. 1-703C
1138 Budapest
www.webasto.hu

Iceland

Bilasmidurinn hf.

Bildshofda 16
110 Reykjavik
Phone: +354 5672330
www.bilasmidurinn.is

India

Webasto Roofsystems

India Pvt. Ltd.

Ghat 838/1, Pune Nagar Highway
District: Sanaswadi
412208 Pune
Phone: +91 2137619902
www.webasto.com

Italy

Webasto Thermo & Comfort

Italy S.r.L.

Via Efrem Nobili 2
40062 Molinella (BO)
Phone: +39 051 6906 248
www.webasto.it

Japan

Webasto Thermo & Comfort

Japan Co. Ltd.

3-19-5 Shin-Yokohama Kohoku-ku
Kanagawa Prefecture
222-0033 Yokohama
Phone: +81 45 4741761
www.webasto.co.jp

Kazakhstan

Autootopitel KZ

Zhanazhol 19
010000 Nur-Sultan
Phone: +7 7171576000
webasto@autootopitel.kz

Latvia

KG Knutsson SIA

Gunara Astras iela 3
1084 Riga
Phone: +371 67 807 870
www.webasto.lv

Lithuania

UAB KG Knutsson

Jocioniu g. 14
02300 Vilnius
Phone: +370 5 275 81 81
www.kgk.lt

Moldavia –

via Webasto Fahrzeugtechnik

Gesellschaft m.b.H.

Viena Sucursala (BUCURESTI)

Sos Odai, nr.40
075100 Otopeni, Ilfov
Phone: +40 21 2032751
www.webasto.ro

Mongolia – via Webasto China

Webasto Thermo & Comfort

Technology (Beijing) Co. Ltd.

A 2105, Building 2,
Boya International Center
No. 1 Lize Zhongyi Road
Chaoyang District
100102 Beijing
Phone: +86 10 84782320
www.webasto.cn

Netherlands

Webasto Thermo & Comfort

Benelux B.V.

Constructieweg 47
8263 BC Kampen
Phone: +31 38 3371137
www.webasto.nl

Norway

Webasto Thermo & Comfort

Norway

Industriveien 34A
2072 Dal
Phone: +47 61162000
www.webasto.no

Poland

Webasto Petemar Sp. z.o.o.

ul. Warszawska 205/219
05-092 Lomianki
Phone: +48 22 7327320
www.webasto.pl

Romania

Webasto Fahrzeugtechnik

Gesellschaft m.b.H.

Viena Sucursala (BUCURESTI)

Sos Odai, nr.40
075100 Otopeni, Ilfov
Phone: +40 21 2032751
www.webasto.ro

Slovakia

Webasto Fahrzeugtechnik

Gesellschaft m.b.H.,

organizačná zložka
Moldavská cesta 10/B
040 11 Kosice
www.webasto.sk

Slovenia

Webasto Fahrzeugtechnik

Gesellschaft m.b.H.,

Podružnica v Sloveniji
Tržaška cesta 315
1000 Ljubljana
Phone: +386 1 2008712
www.webasto.si

South Korea

Webasto Customized

Solutions Korea Ltd.

Indeogwon IT Valley,
40 Imi-ro, Bldg. B, Suite 612
16006 Uiwang-si, Gyeonggi-do
Phone: +82 31 80170241
www.webasto.kr

Spain

Webasto Thermo & Comfort

Ibérica S.L.U.

C/Mar Tirreno 33
Polígono Industrial
28830 San Fernando de Henares
(Madrid)
Phone: +34 91 626 86 11
www.webasto.es

Sweden

KG Knutsson AB

Hammarbacken 8
19181 Sollentuna. Stockholm
Phone: +46 8 923000
www.kgk.se

Turkey

Webasto Thermo Comfort

Iklimlendirme Sistemleri

Ticaret Limited Sirketi

Manisa Organize Sanayi Boelgesi 4.
Kisim
Ahmet Nazif Zorlu Bulvarı No: 8
45030 Manisa
Phone: +90 236 226 90 00
www.webasto.com.tr

USA

Webasto Thermo & Comfort

North America Inc.

15083 North Road
FENTON MI 48430-1384
Phone: +1 810 593 5902
www.webasto.us

Ukraine

Thermo Projects Ukraine LLC

Nezalezhnosti boulevard, 20
07400, Brovary, Ukraine
Phone: +38 (044) 503-31-76
www.webasto.com/ua

Abbreviations

Specifications

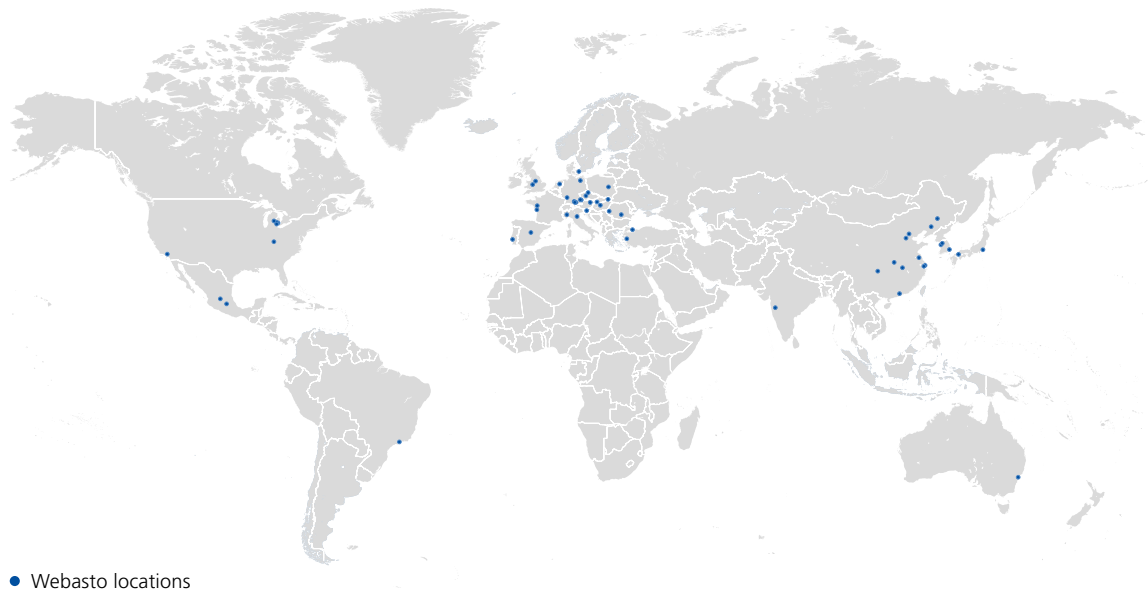
AC	Air-conditioning system
ACC	Automatic climate control
ECE	Economic Commission for Europe
EMC	Electromagnetic compatibility
HDD	Heavy Duty Design
HTM	Heating time management
HVAC	Air-conditioning system with heating function (Heating, Ventilating, Air-conditioning)
IK	Installation kit
SOD	Scope of delivery

Units of measurement

D	Diameter (mm)
H	Height (mm)
kg	Kilogram
L	Length (mm)
m	Meter
mm	Millimeter
W	Width (mm)

Electrical units

A	Ampere
kW	Kilowatt
rpm	Revolutions per minute
V	Volt
W	Watt



As a global innovative systems partner to the mobility industry, Webasto is one of the 100 largest suppliers to the automotive sector worldwide. In development, manufacturing and sales, the company focuses on roof systems on the one hand and on vehicle electrification on the other hand. The product range includes, openable and fixed panoramic roofs, electric high-voltage heaters and batteries, as well as thermo management solutions. Among the customers of Webasto are manufacturers of passenger cars, commercial vehicles, and boats, as well as dealers and end customers. In 2022, the Group generated sales of over 4 billion euros and employed about 16,800 people at more than 50 locations. The headquarters of the company, which was founded in 1901, is located in Stockdorf near Munich (Germany). For more information, please visit www.webasto-group.com