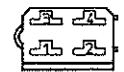
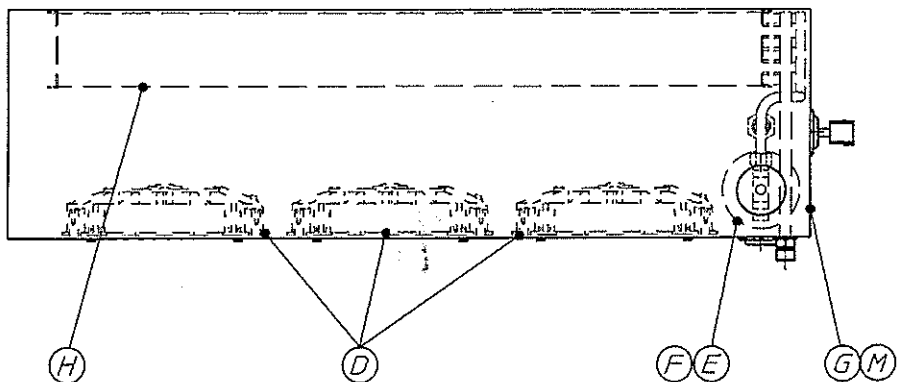
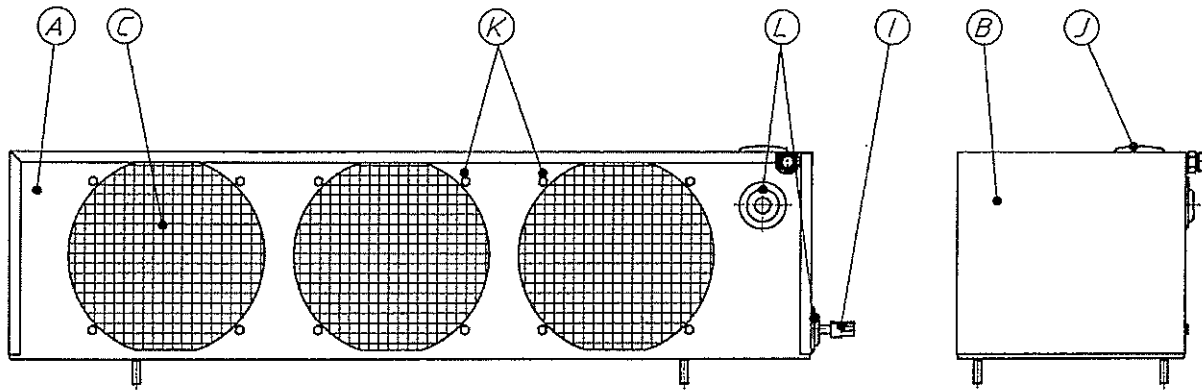


This document must not be copied without our written permission and the contents thereof must not be reported to a third party nor be used for any unauthorized purpose. Contrainvention will be prosecuted.

Detta dokument får ej utan vårt medgivande kopieras. Det får ej heller utgivas annan eller annan obehörigen användas. Övertidgelse härav beträvas med straff av gällande lag.



- 1: +24V Blower (red)
- 2: Pressure switch (white)
- 3: Pressure switch (white)
- 4: -24V Blower (black)

M	1	Dekal 24V	20.400.00.116
L	2	Grommet Ø35	20.300.00.025
K	12	Speed nuts	20.400.00.248
J	1	Cap Ø40	20.300.00.009
I	1	Harness	16.027.00.600
H	1	Condenser coil	20.900.02.056
G	1	Warnings sign. R134a	20.400.00.181
F	2	Hose clamp	20.200.00.002
E	1	Receiver dryer	20.900.06.007
D	3	Blower 24V	20.100.00.219
C	1	Grating	16.027.00.003
B	1	Cover	16.027.00.002
A	1	Casing	16.027.00.001

No.	Quantity	Title/Name, Designation, Material, Dimension etc	Article No./Reference
Designed by	Checked by	Approved by - date	General tolerance
MW		930908	General surface roughness
Klimatsystem Original AB Title/Name Box 96 761 21 Norrtälje Sweden Phone Int. +46 176 12805 Fax Int. +46 176 23116			Projection method
Drawing number P3.16.027-3411			Scale 1:5
			Edition 2
			Sheet 2

Rev. No.	Type of revision / Revision note	Approved by - date