

# CHARGE AMPS

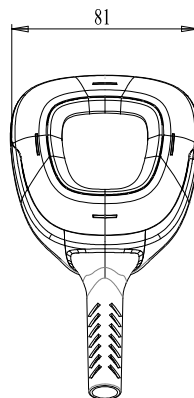
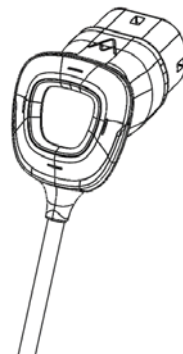
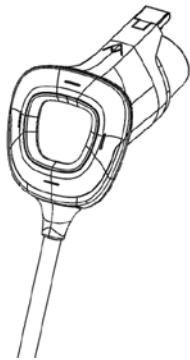
## BEAM™ Technical Data



**Type 1**



**Type 2**



### **Dimensions:**

Cable length: 5m

EV connector: 88 x 125 x 82 mm



# CHARGE AMPS

Description	BEAM 1P 20A T1	BEAM 1P 20A T2
<b>Product number</b>	100642	100541
<b>Mode</b>	3	3
<b>Voltage</b>	Max 250V	Max 250V
<b>Current</b>	Max 20A	Max 20A
<b>Vehicle interface</b>	SAE J1772 (IEC Type 1)	62196-2 (IEC Type 2)
<b>Cable length</b>	5m	5m
<b>Encapsulation</b>	IP67	IP67
<b>Operating temperature</b>	-25 °C to +45 °C	-25 °C to +45 °C
<b>Standards</b>	IEC 61851-1 Ed.3 IEC 62196-2	IEC 61851-1 Ed.3 IEC 62196-2

